

DIVISION OF THE DEPARTMENT OF FINANCE  
**TREASURER**  
Excellent and responsive fiscal leadership.

August 20, 2024

Mina Martinovich, CPA  
DIRECTOR

Karen Shaw  
FINANCE DIVISION CHIEF

Marin County Civic Center  
3501 Civic Center Drive  
Suite 219  
PO Box 4220  
San Rafael, CA 94913-4220  
415 473 6143 T  
415 473 3741 F  
CRS Dial 711  
[www.marincounty.org/treas](http://www.marincounty.org/treas)

Dennis Rodoni, President  
Board of Supervisors  
County of Marin  
3501 Civic Center Dr. #329  
San Rafael, CA 94903

John A. Carroll  
Superintendent of Schools  
Marin County Office of Education  
P.O. Box 4925  
San Rafael, CA 94913

Marin County School  
Districts, Marin County  
Special Districts & Other  
Treasury Pool Participants

RE: TREASURER'S INVESTMENT POOL REPORT for the month ended June 30, 2024.

Dear Treasury Pool Participants:

The attached monthly Treasurer's Investment Pool Report is provided for your review.

\* The investments were made pursuant to Government Code Sections 53601, 53635 and comply with the County Treasurer's Statement of Investment Policy. The investment policy provides for:

- Preservation of capital through high quality investments;
- Maintenance of sufficient liquidity to meet participant operating needs; and
- A rate of return consistent with the above objectives.

\* Maturities are scheduled to meet participant expenditure requirements for the next six months.

\* Attached spreadsheets identify investment type, issuer, maturity date, amount invested and fair market value for each security held. Fair market values were determined by Principal Custody Solutions on all securities except for investments in the Local Agency Investment Fund which was valued at face value by us. Adjustments have been made for premiums, discounts and accrued interest on discount securities to make the book value and fair market value more comparable.

I trust you find this report informative. Should you have any questions or need additional information, please do not hesitate to call me at 415.473.6154. You can also visit our website at: <https://www.marincounty.org/depts/df/divisions/treasurer>.

Respectfully submitted,

Mina Martinovich  
Director of Finance

MM: bg  
Attachments

cc: Derek Johnson, County Executive  
Marin County Treasury Oversight Committee

CA-4a

**TREASURER DIVISION - DEPARTMENT OF FINANCE**  
**REPORT OF INVESTMENTS - OPERATING FUNDS**  
**COUNTY OF MARIN, SCHOOLS & SPECIAL DISTRICTS**

**JUNE 30, 2024**

Page 1

INVESTMENT #	TYPE	FACE VALUE	STATED RATE	MATURITY DATE	PURCHASE DATE	BOOK VALUE	YTM 360 DAYS	YTM 365 DAYS	DESCRIPTION	MARKET VALUE
142	LA1	270,610.17	2.967	//	07/01/2011	270,610.17	4.418	4.480	Local Agency Investment Fund	270,610.17
3490	LA2	0.00	5.170	//	07/01/2011	0.00	0.000	0.001	MM-DREYFUS	0.00
9149	LA2	0.00	0.040	//	07/01/2011	0.00	5.128	5.200	MM-FIDELITY Institutional Gov	0.00
4366	LA2	0.00	4.930	//	07/01/2011	0.00	0.009	0.010	NATIONS Treasury Reserves	0.00
2246	LA2	33,397,207.83	4.760	//	07/01/2011	33,397,207.83	5.109	5.180	MM-WELLS FARGO Institutional G	33,397,207.83
13834	FAD	3,000,000.00	5.080	07/01/2024	07/03/2023	2,845,906.67	5.373	5.447	Federal Home Loan Discount	2,998,680.00
13835	FAD	3,000,000.00	5.080	07/02/2024	07/03/2023	2,845,483.33	5.373	5.448	Federal Home Loan Discount	2,998,260.00
13838	FAD	3,000,000.00	5.030	07/03/2024	07/17/2023	2,852,453.33	5.314	5.388	Federal Home Loan Discount	2,997,810.00
13842	FAD	22,000,000.00	5.070	07/05/2024	07/20/2023	20,912,485.00	5.358	5.432	Federal Home Loan Discount	21,977,560.00
13839	FAD	5,000,000.00	4.995	07/08/2024	07/18/2023	4,753,025.00	5.277	5.350	Federal Home Loan Discount	4,992,700.00
13841	FAD	3,000,000.00	5.010	07/09/2024	07/19/2023	2,851,370.00	5.293	5.367	Federal Home Loan Discount	2,995,200.00
13846	FAD	5,000,000.00	5.060	07/10/2024	07/21/2023	4,750,513.89	5.348	5.422	Federal Home Loan Discount	4,991,250.00
13843	FAD	3,000,000.00	5.060	07/11/2024	07/20/2023	2,849,465.00	5.348	5.423	Federal Home Loan Discount	2,994,330.00
13847	FAD	19,000,000.00	5.115	07/12/2024	07/27/2023	18,052,446.25	5.407	5.482	Federal Home Loan Discount	18,961,240.00
14088	FAD	10,000,000.00	5.150	07/12/2024	04/09/2024	9,865,527.78	5.220	5.292	Federal Home Loan Discount	9,979,600.00
13714	FAC	5,000,000.00	5.380	07/15/2024	03/08/2023	5,000,880.00	5.298	5.371	Federal Home Loan Bank	4,999,600.00
13853	FAD	6,000,000.00	5.115	07/16/2024	08/16/2023	5,714,412.50	5.402	5.477	Federal Home Loan Discount	5,984,280.00
13848	FAD	3,000,000.00	5.080	07/17/2024	08/07/2023	2,853,950.00	5.367	5.441	Federal Home Loan Discount	2,991,690.00
13855	FAD	3,000,000.00	5.135	07/18/2024	08/21/2023	2,857,931.67	5.423	5.498	Federal Home Loan Discount	2,991,270.00
13677	FAC	5,000,000.00	4.800	07/19/2024	01/19/2023	5,000,000.00	4.734	4.800	Fed Home Ln Mtg Corp	4,998,000.00
13849	FAD	9,000,000.00	5.050	07/19/2024	08/08/2023	8,563,175.00	5.334	5.408	Federal Home Loan Discount	8,972,460.00
14089	FAD	10,000,000.00	5.130	07/19/2024	04/09/2024	9,856,075.00	5.204	5.277	Federal Home Loan Discount	9,969,400.00

INVESTMENT #	TYPE	FACE VALUE	STATED RATE	MATURITY DATE	PURCHASE DATE	BOOK VALUE	YTM 360 DAYS	YTM 365 DAYS	DESCRIPTION	MARKET VALUE
13854	FAD	5,000,000.00	5.125	07/22/2024	08/17/2023	4,757,986.11	5.414	5.490	Federal Home Loan Discount	4,982,500.00
13857	FAD	3,000,000.00	5.150	07/23/2024	08/24/2023	2,856,658.33	5.440	5.516	Federal Home Loan Discount	2,989,080.00
13763	FAC	5,000,000.00	4.500	07/24/2024	04/24/2023	5,000,000.00	4.443	4.505	Federal Home Loan Bank	4,996,350.00
13872	FAD	3,000,000.00	5.235	07/25/2024	10/06/2023	2,872,178.75	5.513	5.590	Federal Home Loan Discount	2,988,210.00
13850	FAD	10,000,000.00	5.050	07/26/2024	08/10/2023	9,507,625.00	5.336	5.410	Federal Home Loan Discount	9,959,200.00
13852	FAD	10,000,000.00	5.140	07/26/2024	08/15/2023	9,505,988.89	5.433	5.508	Federal Home Loan Discount	9,959,200.00
13858	FAD	30,000,000.00	5.135	07/26/2024	08/30/2023	28,583,595.83	5.406	5.481	Federal Home Loan Discount	29,877,600.00
13871	FAD	15,000,000.00	5.205	07/26/2024	10/05/2023	14,360,218.75	5.481	5.557	Federal Home Loan Discount	14,938,800.00
13878	FAD	10,000,000.00	5.175	07/26/2024	10/12/2023	9,586,000.00	5.446	5.521	Federal Home Loan Discount	9,959,200.00
13882	FAD	10,000,000.00	5.210	07/26/2024	10/13/2023	9,584,647.22	5.483	5.559	Federal Home Loan Discount	9,959,200.00
14096	FAD	10,000,000.00	5.130	07/26/2024	04/10/2024	9,847,525.00	5.209	5.281	Federal Home Loan Discount	9,959,200.00
13860	FAD	4,000,000.00	5.145	07/29/2024	09/05/2023	3,812,493.33	5.426	5.501	Federal Home Loan Discount	3,981,920.00
13873	FAD	3,000,000.00	5.230	07/30/2024	10/06/2023	2,870,121.67	5.510	5.586	Federal Home Loan Discount	2,986,020.00
13870	FAD	11,600,000.00	5.225	07/31/2024	09/28/2023	11,083,131.39	5.502	5.579	Federal Home Loan Discount	11,544,204.00
13945	FAD	4,000,000.00	5.115	07/31/2024	11/21/2023	3,856,211.67	5.353	5.427	Federal Home Loan Discount	3,980,760.00
14079	FAD	10,000,000.00	5.145	07/31/2024	04/05/2024	9,832,787.50	5.232	5.305	Federal Home Loan Discount	9,951,900.00
13895	FAD	16,000,000.00	5.245	08/02/2024	10/17/2023	15,323,977.78	5.523	5.599	Federal Home Loan Discount	15,918,560.00
14097	FAD	10,000,000.00	5.100	08/02/2024	04/10/2024	9,838,500.00	5.183	5.255	Federal Home Loan Discount	9,949,100.00
13863	FAD	5,500,000.00	5.195	08/05/2024	09/18/2023	5,244,434.86	5.477	5.553	Federal Home Loan Discount	5,469,585.00
13756	FAC	5,000,000.00	4.440	08/06/2024	04/17/2023	5,000,000.00	4.383	4.444	Federal Home Loan Bank	4,993,500.00
13856	FAD	3,000,000.00	5.125	08/07/2024	08/23/2023	2,850,520.83	5.418	5.493	Federal Home Loan Discount	2,982,540.00
13864	FAD	3,000,000.00	5.210	08/08/2024	09/22/2023	2,860,632.50	5.493	5.570	Federal Home Loan Discount	2,982,120.00
13865	FAD	3,900,000.00	5.210	08/09/2024	09/22/2023	3,718,257.83	5.494	5.570	Federal Home Loan Discount	3,876,171.00
14098	FAD	5,000,000.00	5.100	08/09/2024	04/10/2024	4,914,291.67	5.188	5.261	Federal Home Loan Discount	4,969,450.00
13880	FAD	3,000,000.00	5.185	08/12/2024	10/12/2023	2,868,214.58	5.464	5.539	Federal Home Loan Discount	2,980,380.00
13757	FAC	5,000,000.00	4.420	08/13/2024	04/17/2023	5,000,000.00	4.363	4.424	Federal Home Loan Bank	4,992,350.00
13780	FAC	5,000,000.00	4.520	08/14/2024	05/17/2023	5,000,000.00	4.463	4.525	Federal Home Loan Bank	4,993,050.00

INVESTMENT #	TYPE	FACE VALUE	STATED RATE	MATURITY DATE	PURCHASE DATE	BOOK VALUE	YTM 360 DAYS	YTM 365 DAYS	DESCRIPTION	MARKET VALUE
13881	FAD	4,000,000.00	5.185	08/15/2024	10/12/2023	3,822,557.78	5.465	5.541	Federal Home Loan Discount	3,972,080.00
13859	FAD	14,000,000.00	5.105	08/16/2024	08/31/2023	13,303,167.50	5.393	5.468	Federal Home Loan Discount	13,900,320.00
14090	FAD	10,000,000.00	5.130	08/16/2024	04/09/2024	9,816,175.00	5.226	5.298	Federal Home Loan Discount	9,928,800.00
13869	FAD	5,000,000.00	5.190	08/19/2024	09/27/2023	4,764,287.50	5.475	5.551	Federal Home Loan Discount	4,962,200.00
13875	FAD	3,000,000.00	5.145	08/20/2024	10/11/2023	2,865,372.50	5.423	5.499	Federal Home Loan Discount	2,976,870.00
13876	FAD	3,000,000.00	5.145	08/21/2024	10/11/2023	2,864,943.75	5.424	5.499	Federal Home Loan Discount	2,976,450.00
13877	FAD	4,000,000.00	5.145	08/22/2024	10/11/2023	3,819,353.33	5.424	5.500	Federal Home Loan Discount	3,968,000.00
13900	FAD	3,000,000.00	5.235	08/23/2024	10/19/2023	2,865,198.75	5.520	5.597	Federal Home Loan Discount	2,975,580.00
13901	FAD	3,000,000.00	5.230	08/26/2024	10/19/2023	2,864,020.00	5.516	5.592	Federal Home Loan Discount	2,974,260.00
13902	FAD	3,000,000.00	5.230	08/27/2024	10/19/2023	2,863,584.17	5.516	5.593	Federal Home Loan Discount	2,973,840.00
13514	FAC	5,000,000.00	3.500	08/28/2024	08/30/2022	5,000,000.00	3.452	3.500	Federal Home Loan Bank	4,982,550.00
13883	FAD	3,000,000.00	5.155	08/29/2024	10/13/2023	2,862,103.75	5.437	5.513	Federal Home Loan Discount	2,972,940.00
13904	FAD	15,000,000.00	5.145	08/30/2024	10/23/2023	14,331,150.00	5.423	5.498	Federal Home Loan Discount	14,862,600.00
13905	FAD	7,000,000.00	5.145	08/30/2024	10/24/2023	6,688,870.42	5.422	5.498	Federal Home Loan Discount	6,935,880.00
13969	FAD	6,000,000.00	5.005	08/30/2024	12/13/2023	5,782,282.50	5.250	5.323	Federal Home Loan Discount	5,945,040.00
14091	FAD	20,000,000.00	5.110	08/30/2024	04/09/2024	19,594,038.89	5.215	5.288	Federal Home Loan Discount	19,816,800.00
13926	FAD	10,000,000.00	5.095	09/03/2024	11/06/2023	9,572,586.11	5.358	5.432	Federal Home Loan Discount	9,903,200.00
13954	FAD	20,000,000.00	5.000	09/03/2024	12/08/2023	19,250,000.00	5.248	5.321	Federal Home Loan Discount	19,806,400.00
13884	FAD	3,000,000.00	5.155	09/04/2024	10/13/2023	2,859,526.25	5.440	5.515	Federal Home Loan Discount	2,970,540.00
13885	FAD	3,000,000.00	5.155	09/05/2024	10/13/2023	2,859,096.67	5.440	5.516	Federal Home Loan Discount	2,970,090.00
13874	FAD	13,600,000.00	5.135	09/06/2024	10/10/2023	12,955,956.89	5.420	5.495	Federal Home Loan Discount	13,462,504.00
14102	FAD	5,000,000.00	5.080	09/06/2024	04/11/2024	4,895,577.78	5.188	5.260	Federal Home Loan Discount	4,949,450.00
13890	FAD	3,000,000.00	5.160	09/09/2024	10/16/2023	2,858,530.00	5.446	5.522	Federal Home Loan Discount	2,968,380.00
13891	FAD	3,000,000.00	5.160	09/10/2024	10/16/2023	2,858,100.00	5.446	5.522	Federal Home Loan Discount	2,967,930.00
13892	FAD	3,000,000.00	5.160	09/11/2024	10/17/2023	2,858,100.00	5.446	5.522	Federal Home Loan Discount	2,967,510.00
13893	FAD	3,000,000.00	5.160	09/12/2024	10/17/2023	2,857,670.00	5.447	5.523	Federal Home Loan Discount	2,967,060.00
13862	FAC	5,000,000.00	5.375	09/13/2024	09/13/2023	4,998,500.00	5.332	5.406	Federal Farm Credit Bank	4,997,600.00

INVESTMENT #	TYPE	FACE VALUE	STATED RATE	MATURITY DATE	PURCHASE DATE	BOOK VALUE	YTM 360 DAYS	YTM 365 DAYS	DESCRIPTION	MARKET VALUE
13928	FAD	8,000,000.00	5.085	09/13/2024	11/07/2023	7,648,570.00	5.352	5.426	Federal Home Loan Discount	7,911,040.00
14082	FAD	10,000,000.00	5.080	09/13/2024	04/08/2024	9,777,044.44	5.195	5.268	Federal Home Loan Discount	9,888,800.00
13894	FAD	5,000,000.00	5.155	09/16/2024	10/17/2023	4,760,149.31	5.443	5.519	Federal Home Loan Discount	4,942,200.00
13896	FAD	3,000,000.00	5.190	09/17/2024	10/18/2023	2,855,112.50	5.481	5.558	Federal Home Loan Discount	2,964,900.00
13897	FAD	3,000,000.00	5.190	09/18/2024	10/18/2023	2,854,680.00	5.482	5.558	Federal Home Loan Discount	2,964,480.00
13898	FAD	3,000,000.00	5.190	09/19/2024	10/18/2023	2,854,247.50	5.482	5.558	Federal Home Loan Discount	2,964,030.00
13906	FAD	4,000,000.00	5.165	09/20/2024	10/24/2023	3,809,468.89	5.453	5.529	Federal Home Loan Discount	3,951,480.00
13899	FAD	3,000,000.00	5.180	09/23/2024	10/18/2023	2,852,801.67	5.473	5.549	Federal Home Loan Discount	2,962,290.00
13907	FAD	3,000,000.00	5.155	09/25/2024	10/24/2023	2,855,230.42	5.444	5.519	Federal Home Loan Discount	2,961,420.00
13908	FAD	3,000,000.00	5.155	09/26/2024	10/25/2023	2,855,230.42	5.444	5.519	Federal Home Loan Discount	2,961,000.00
13867	FAC	7,000,000.00	5.500	09/27/2024	09/27/2023	7,000,000.00	5.424	5.500	Fed Agric Mrg Corp (FarmerMac)	6,999,300.00
13868	FAC	10,000,000.00	5.500	09/27/2024	09/27/2023	10,000,000.00	5.424	5.500	Fed Agric Mrg Corp (FarmerMac)	9,999,000.00
13535	FAC	5,000,000.00	4.500	09/30/2024	09/30/2022	5,000,000.00	4.438	4.500	Fed Home Ln Mtg Corp	4,984,850.00
13924	FAD	10,000,000.00	5.105	09/30/2024	11/02/2023	9,527,787.50	5.384	5.459	Federal Home Loan Discount	9,864,200.00
13933	FAD	11,000,000.00	5.085	09/30/2024	11/09/2023	10,493,477.50	5.359	5.434	Federal Home Loan Discount	10,850,620.00
13935	FAD	3,000,000.00	5.130	09/30/2024	11/14/2023	2,862,772.50	5.406	5.481	Federal Home Loan Discount	2,959,260.00
13938	FAD	5,000,000.00	5.015	09/30/2024	11/16/2023	4,777,807.64	5.279	5.352	Federal Home Loan Discount	4,932,100.00
14074	FAD	10,000,000.00	5.060	09/30/2024	04/04/2024	9,748,405.56	5.190	5.262	Federal Home Loan Discount	9,864,200.00
13909	FAD	8,000,000.00	5.150	10/01/2024	10/25/2023	7,608,600.00	5.440	5.516	Federal Home Loan Discount	7,891,040.00
13861	FAC	5,000,000.00	5.250	10/02/2024	09/07/2023	4,996,250.00	5.254	5.327	Federal Farm Credit Bank	4,996,500.00
13910	FAD	4,000,000.00	5.155	10/03/2024	10/26/2023	3,803,537.22	5.446	5.522	Federal Home Loan Discount	3,944,400.00
13917	FAD	12,000,000.00	5.145	10/04/2024	10/30/2023	11,416,900.00	5.434	5.510	Federal Home Loan Discount	11,831,400.00
13219	FAC	5,000,000.00	0.650	10/07/2024	10/07/2021	5,000,000.00	0.641	0.650	Federal Home Loan Bank	4,933,850.00
13886	FAD	3,000,000.00	5.110	10/07/2024	10/16/2023	2,847,977.50	5.403	5.478	Federal Home Loan Discount	2,956,560.00
13887	FAD	3,000,000.00	5.110	10/08/2024	10/16/2023	2,847,551.67	5.403	5.478	Federal Home Loan Discount	2,956,140.00
13888	FAD	3,000,000.00	5.110	10/09/2024	10/16/2023	2,847,125.83	5.403	5.478	Federal Home Loan Discount	2,955,720.00
13889	FAD	3,000,000.00	5.110	10/10/2024	10/16/2023	2,846,700.00	5.404	5.479	Federal Home Loan Discount	2,955,270.00

INVESTMENT #	TYPE	FACE VALUE	STATED RATE	MATURITY DATE	PURCHASE DATE	BOOK VALUE	YTM 360 DAYS	YTM 365 DAYS	DESCRIPTION	MARKET VALUE
13913	FAD	15,000,000.00	5.110	10/11/2024	10/27/2023	14,254,791.67	5.400	5.475	Federal Home Loan Discount	14,774,250.00
14092	FAD	10,000,000.00	5.020	10/11/2024	04/09/2024	9,742,027.78	5.237	5.310	Federal Home Loan Discount	9,849,500.00
13911	FAD	5,000,000.00	5.140	10/15/2024	10/26/2023	4,746,569.44	5.435	5.510	Federal Home Loan Discount	4,921,900.00
13918	FAD	4,000,000.00	5.115	10/16/2024	10/31/2023	3,800,515.00	5.404	5.479	Federal Home Loan Discount	3,936,920.00
13912	FAD	3,000,000.00	5.150	10/17/2024	10/26/2023	2,846,787.50	5.447	5.522	Federal Home Loan Discount	2,952,270.00
13915	FAD	4,000,000.00	5.100	10/18/2024	10/27/2023	3,797,700.00	5.392	5.467	Federal Home Loan Discount	3,935,800.00
13919	FAD	4,000,000.00	5.105	10/21/2024	10/31/2023	3,798,068.89	5.396	5.471	Federal Home Loan Discount	3,934,080.00
13921	FAD	3,000,000.00	5.110	10/22/2024	11/02/2023	2,848,829.17	5.401	5.476	Federal Home Loan Discount	2,950,110.00
13922	FAD	3,000,000.00	5.110	10/23/2024	11/02/2023	2,848,403.33	5.401	5.476	Federal Home Loan Discount	2,949,690.00
13923	FAD	3,000,000.00	5.110	10/24/2024	11/02/2023	2,847,977.50	5.402	5.477	Federal Home Loan Discount	2,949,270.00
13914	FAD	8,000,000.00	5.135	10/25/2024	10/27/2023	7,584,635.56	5.433	5.508	Federal Home Loan Discount	7,863,520.00
14093	FAD	15,000,000.00	5.000	10/25/2024	04/09/2024	14,585,416.67	5.219	5.292	Federal Home Loan Discount	14,744,100.00
13920	FAD	5,000,000.00	5.095	10/28/2024	10/31/2023	4,743,127.08	5.388	5.463	Federal Home Loan Discount	4,912,550.00
13932	FAD	5,000,000.00	5.025	10/29/2024	11/09/2023	4,752,239.58	5.308	5.381	Federal Home Loan Discount	4,911,850.00
13925	FAD	3,000,000.00	5.005	10/30/2024	11/03/2023	2,849,015.83	5.289	5.362	Federal Home Loan Discount	2,946,690.00
13934	FAD	20,000,000.00	5.085	10/31/2024	11/14/2023	19,005,600.00	5.372	5.447	Federal Home Loan Discount	19,641,600.00
13956	FAD	50,000,000.00	4.905	10/31/2024	12/08/2023	47,765,500.00	5.167	5.239	Federal Home Loan Discount	49,104,000.00
13936	TRD	10,000,000.00	5.085	10/31/2024	11/14/2023	9,502,800.00	5.356	5.430	T BILL	9,824,600.00
13929	FAD	8,000,000.00	5.025	11/01/2024	11/08/2023	7,599,116.67	5.309	5.383	Federal Home Loan Discount	7,857,520.00
12980	RRP	100,000.00	4.000	11/01/2024	11/01/2020	100,000.00	3.945	4.000	MARIN COUNTY	100,000.00
13927	FAD	3,000,000.00	4.995	11/04/2024	11/06/2023	2,848,485.00	5.279	5.352	Federal Home Loan Discount	2,945,280.00
13930	FAD	3,000,000.00	5.015	11/05/2024	11/08/2023	2,848,296.25	5.300	5.374	Federal Home Loan Discount	2,944,860.00
13937	FAD	11,000,000.00	4.975	11/06/2024	11/15/2023	10,457,310.42	5.254	5.327	Federal Home Loan Discount	10,796,280.00
13931	FAD	3,000,000.00	5.015	11/07/2024	11/08/2023	2,847,460.42	5.301	5.375	Federal Home Loan Discount	2,944,020.00
13939	FAD	15,000,000.00	4.960	11/08/2024	11/16/2023	14,260,133.33	5.238	5.310	Federal Home Loan Discount	14,718,000.00
13940	FAD	5,000,000.00	4.950	11/12/2024	11/17/2023	4,751,812.50	5.228	5.301	Federal Home Loan Discount	4,903,150.00
13941	FAD	3,000,000.00	4.950	11/13/2024	11/17/2023	2,850,675.00	5.228	5.301	Federal Home Loan Discount	2,941,470.00

INVESTMENT #	TYPE	FACE VALUE	STATED RATE	MATURITY DATE	PURCHASE DATE	BOOK VALUE	YTM 360 DAYS	YTM 365 DAYS	DESCRIPTION	MARKET VALUE
13942	FAD	3,000,000.00	4.950	11/14/2024	11/17/2023	2,850,262.50	5.229	5.302	Federal Home Loan Discount	2,941,050.00
13943	FAD	3,000,000.00	4.950	11/15/2024	11/17/2023	2,849,850.00	5.229	5.302	Federal Home Loan Discount	2,940,630.00
13271	FAC	5,000,000.00	0.350	11/18/2024	11/18/2021	5,000,000.00	0.999	1.013	Federal Home Loan Bank	4,920,400.00
13946	FAC	15,000,000.00	5.300	11/22/2024	11/22/2023	15,000,000.00	5.227	5.300	Fed Agric Mrg Corp (FarmerMac)	14,988,750.00
13866	FAC	5,000,000.00	5.050	11/25/2024	09/25/2023	5,000,000.00	4.939	5.008	Federal Farm Credit Bank	5,000,150.00
13947	FAD	26,000,000.00	4.850	11/27/2024	11/30/2023	24,728,491.67	5.119	5.191	Federal Home Loan Discount	25,441,260.00
14075	FAD	7,000,000.00	4.955	11/27/2024	04/04/2024	6,771,657.08	5.181	5.253	Federal Home Loan Discount	6,849,570.00
13950	FAD	10,000,000.00	4.775	12/02/2024	12/04/2023	9,517,194.44	5.038	5.108	Federal Home Loan Discount	9,779,100.00
13957	FAD	30,000,000.00	4.845	12/03/2024	12/08/2023	28,542,462.50	5.113	5.184	Federal Home Loan Discount	29,333,100.00
13948	FAC	5,000,000.00	5.125	12/04/2024	12/04/2023	4,998,750.00	5.080	5.150	Federal Farm Credit Bank	4,992,650.00
13959	FAD	5,000,000.00	4.885	12/05/2024	12/11/2023	4,755,750.00	5.157	5.228	Federal Home Loan Discount	4,887,450.00
13953	FAD	18,500,000.00	4.850	12/06/2024	12/08/2023	17,592,780.56	5.120	5.191	Federal Home Loan Discount	18,080,975.00
13960	FAD	5,000,000.00	4.885	12/06/2024	12/11/2023	4,755,071.53	5.157	5.229	Federal Home Loan Discount	4,886,750.00
13961	FAD	5,000,000.00	4.870	12/09/2024	12/11/2023	4,753,794.44	5.142	5.213	Federal Home Loan Discount	4,884,650.00
13962	FAD	20,000,000.00	4.870	12/10/2024	12/11/2023	19,012,472.22	5.142	5.214	Federal Home Loan Discount	19,535,800.00
13944	FAC	10,000,000.00	5.250	12/13/2024	11/20/2023	10,000,000.00	5.181	5.253	Federal Farm Credit Bank	9,990,500.00
13966	FAC	10,000,000.00	5.250	12/13/2024	12/13/2023	10,000,000.00	5.178	5.250	Federal Home Loan Bank	9,979,300.00
13970	FAC	5,000,000.00	5.300	12/13/2024	12/15/2023	5,000,000.00	5.227	5.300	Federal Home Loan Bank	4,994,300.00
13965	FAC	10,000,000.00	5.170	12/13/2024	12/13/2023	10,000,000.00	5.099	5.170	Fed Agric Mrg Corp (FarmerMac)	9,986,900.00
14083	FAD	10,000,000.00	4.955	12/13/2024	04/08/2024	9,657,279.17	5.184	5.256	Federal Home Loan Discount	9,763,600.00
14105	FAD	40,000,000.00	5.000	12/13/2024	04/12/2024	38,638,888.89	5.231	5.304	Federal Home Loan Discount	39,054,400.00
13972	FAD	28,000,000.00	4.650	12/16/2024	12/18/2023	26,683,533.33	4.901	4.969	Federal Home Loan Discount	27,326,320.00
13973	FAD	3,000,000.00	4.645	12/17/2024	12/20/2023	2,859,488.75	4.895	4.963	Federal Home Loan Discount	2,927,400.00
13976	FAD	3,000,000.00	4.560	12/19/2024	12/21/2023	2,861,680.00	4.803	4.869	Federal Home Loan Discount	2,926,560.00
13977	FAD	36,000,000.00	4.560	12/20/2024	12/21/2023	34,335,600.00	4.803	4.870	Federal Home Loan Discount	35,113,680.00
13981	FAD	10,000,000.00	4.540	12/23/2024	12/27/2023	9,543,477.78	4.780	4.846	Federal Home Loan Discount	9,749,600.00
13982	FAD	3,000,000.00	4.540	12/24/2024	12/27/2023	2,862,665.00	4.780	4.847	Federal Home Loan Discount	2,924,460.00

INVESTMENT #	TYPE	FACE VALUE	STATED RATE	MATURITY DATE	PURCHASE DATE	BOOK VALUE	YTM 360 DAYS	YTM 365 DAYS	DESCRIPTION	MARKET VALUE
13983	FAD	3,000,000.00	4.540	12/26/2024	12/27/2023	2,861,908.33	4.781	4.847	Federal Home Loan Discount	2,923,590.00
13664	FAC	5,000,000.00	5.000	12/27/2024	12/30/2022	5,000,000.00	4.931	5.000	Federal Home Loan Bank	4,984,350.00
13980	FAC	10,000,000.00	5.230	12/27/2024	12/27/2023	10,000,000.00	5.158	5.230	Fed Natl Mtg Assoc	9,989,700.00
13984	FAD	4,000,000.00	4.535	12/27/2024	12/28/2023	3,816,080.56	4.776	4.842	Federal Home Loan Discount	3,897,560.00
13665	FAC	5,000,000.00	5.300	12/30/2024	12/30/2022	5,000,000.00	5.227	5.300	Federal Home Loan Bank	5,001,450.00
13985	FAD	3,500,000.00	4.545	12/30/2024	01/02/2024	3,339,599.38	4.786	4.852	Federal Home Loan Discount	3,408,895.00
13986	FAD	4,000,000.00	4.545	12/31/2024	01/02/2024	3,816,180.00	4.786	4.853	Federal Home Loan Discount	3,895,320.00
14103	FAD	10,000,000.00	4.940	12/31/2024	04/11/2024	9,637,733.33	5.172	5.244	Federal Home Loan Discount	9,738,300.00
13987	FAD	4,000,000.00	4.575	01/02/2025	01/03/2024	3,814,458.33	4.819	4.886	Federal Home Loan Discount	3,895,240.00
13988	FAD	13,000,000.00	4.605	01/03/2025	01/04/2024	12,393,035.42	4.852	4.919	Federal Home Loan Discount	12,657,710.00
14104	FAD	10,000,000.00	4.940	01/03/2025	04/11/2024	9,633,616.67	5.173	5.245	Federal Home Loan Discount	9,736,700.00
13993	FAD	3,000,000.00	4.560	01/06/2025	01/08/2024	2,861,680.00	4.802	4.869	Federal Home Loan Discount	2,919,750.00
13952	FAC	10,000,000.00	5.000	01/07/2025	12/13/2023	9,995,000.00	4.983	5.052	Federal Farm Credit Bank	9,982,700.00
13967	FAC	15,000,000.00	5.000	01/07/2025	12/13/2023	15,000,000.00	4.934	5.003	Federal Farm Credit Bank	14,974,050.00
13992	FAC	10,000,000.00	4.750	01/08/2025	01/08/2024	9,997,000.00	4.715	4.781	Federal Farm Credit Bank	9,972,400.00
13996	FAD	3,000,000.00	4.390	01/09/2025	01/12/2024	2,867,202.50	4.617	4.681	Federal Home Loan Discount	2,918,520.00
13995	FAC	3,000,000.00	5.140	01/10/2025	01/10/2024	3,000,000.00	5.069	5.140	Fed Natl Mtg Assoc	2,996,730.00
13997	FAD	5,000,000.00	4.390	01/10/2025	01/12/2024	4,778,061.11	4.617	4.681	Federal Home Loan Discount	4,863,500.00
13998	FAD	4,000,000.00	4.405	01/13/2025	01/16/2024	3,822,331.67	4.633	4.697	Federal Home Loan Discount	3,889,120.00
13999	FAD	3,000,000.00	4.405	01/14/2025	01/16/2024	2,866,381.67	4.633	4.698	Federal Home Loan Discount	2,916,420.00
14000	FAD	3,000,000.00	4.405	01/15/2025	01/16/2024	2,866,014.58	4.634	4.698	Federal Home Loan Discount	2,916,000.00
14001	FAD	4,000,000.00	4.530	01/16/2025	01/17/2024	3,816,283.33	4.770	4.836	Federal Home Loan Discount	3,887,440.00
14002	FAD	15,000,000.00	4.540	01/17/2025	01/22/2024	14,317,108.33	4.779	4.846	Federal Home Loan Discount	14,575,800.00
14004	FAD	3,000,000.00	4.550	01/21/2025	01/22/2024	2,861,604.17	4.792	4.858	Federal Home Loan Discount	2,913,480.00
14005	FAD	3,000,000.00	4.575	01/22/2025	01/23/2024	2,860,843.75	4.819	4.886	Federal Home Loan Discount	2,913,060.00
14008	FAD	3,000,000.00	4.545	01/23/2025	01/24/2024	2,861,756.25	4.786	4.853	Federal Home Loan Discount	2,912,670.00
14006	FAC	5,000,000.00	4.750	01/24/2025	01/24/2024	4,996,580.00	4.754	4.820	Federal Farm Credit Bank	4,985,150.00

INVESTMENT #	TYPE	FACE VALUE	STATED RATE	MATURITY DATE	PURCHASE DATE	BOOK VALUE	YTM 360 DAYS	YTM 365 DAYS	DESCRIPTION	MARKET VALUE
14011	FAD	3,000,000.00	4.540	01/27/2025	01/29/2024	2,862,286.67	4.781	4.847	Federal Home Loan Discount	2,910,990.00
14012	FAD	3,000,000.00	4.540	01/28/2025	01/29/2024	2,861,908.33	4.781	4.847	Federal Home Loan Discount	2,910,570.00
13687	FAC	5,000,000.00	4.770	01/30/2025	01/30/2023	5,000,000.00	4.704	4.770	Fed Home Ln Mtg Corp	4,985,350.00
13989	FAC	10,000,000.00	4.800	01/30/2025	01/05/2024	10,000,000.00	4.737	4.803	Fed Agric Mrg Corp (FarmerMac)	9,972,400.00
14036	FAD	35,000,000.00	4.810	01/31/2025	02/22/2024	33,391,322.22	5.067	5.137	Federal Home Loan Discount	33,941,950.00
14014	FAD	8,000,000.00	4.610	02/03/2025	02/05/2024	7,627,102.22	4.857	4.924	Federal Home Loan Discount	7,757,760.00
14017	FAD	3,000,000.00	4.640	02/04/2025	02/06/2024	2,859,253.33	4.890	4.958	Federal Home Loan Discount	2,908,740.00
14018	FAD	3,000,000.00	4.640	02/05/2025	02/06/2024	2,858,866.67	4.890	4.958	Federal Home Loan Discount	2,908,320.00
14015	FAC	5,000,000.00	5.000	02/06/2025	02/06/2024	5,000,000.00	4.931	5.000	Federal Home Loan Bank	4,986,500.00
14019	FAD	3,000,000.00	4.640	02/06/2025	02/06/2024	2,858,480.00	4.891	4.959	Federal Home Loan Discount	2,907,930.00
14020	FAC	15,000,000.00	4.875	02/07/2025	02/07/2024	15,000,000.00	4.808	4.875	Federal Farm Credit Bank	14,963,700.00
14022	FAD	3,000,000.00	4.635	02/10/2025	02/12/2024	2,859,405.00	4.884	4.952	Federal Home Loan Discount	2,906,280.00
14023	FAD	3,000,000.00	4.635	02/11/2025	02/12/2024	2,859,018.75	4.885	4.953	Federal Home Loan Discount	2,905,860.00
14024	FAD	3,000,000.00	4.635	02/12/2025	02/12/2024	2,858,632.50	4.885	4.953	Federal Home Loan Discount	2,905,440.00
14027	FAD	3,000,000.00	4.710	02/13/2025	02/15/2024	2,857,130.00	4.966	5.035	Federal Home Loan Discount	2,905,020.00
14025	FAC	15,000,000.00	4.890	02/14/2025	02/14/2024	15,000,000.00	4.823	4.890	Fed Agric Mrg Corp (FarmerMac)	14,964,150.00
14030	FAD	3,000,000.00	4.730	02/19/2025	02/21/2024	2,856,523.33	4.988	5.057	Federal Home Loan Discount	2,902,560.00
14031	FAD	3,000,000.00	4.730	02/20/2025	02/21/2024	2,856,129.17	4.989	5.058	Federal Home Loan Discount	2,902,140.00
14029	FAC	5,000,000.00	4.875	02/21/2025	02/21/2024	4,995,000.00	4.910	4.978	Federal Farm Credit Bank	4,987,250.00
14039	FAD	3,000,000.00	4.780	02/24/2025	02/26/2024	2,855,006.67	5.043	5.113	Federal Home Loan Discount	2,900,490.00
14043	FAD	3,000,000.00	4.800	02/25/2025	02/28/2024	2,854,800.00	5.064	5.135	Federal Home Loan Discount	2,900,070.00
14038	FAC	5,000,000.00	5.000	02/26/2025	02/26/2024	5,000,000.00	4.931	5.000	Federal Home Loan Bank	4,990,650.00
14013	FAC	10,000,000.00	4.750	02/28/2025	02/01/2024	10,009,700.00	4.595	4.659	Federal Farm Credit Bank	9,965,900.00
14016	FAC	25,000,000.00	4.750	02/28/2025	02/06/2024	24,975,500.00	4.782	4.848	Federal Farm Credit Bank	24,914,750.00
14050	FAD	8,000,000.00	4.705	03/03/2025	03/06/2024	7,621,508.89	4.947	5.016	Federal Home Loan Discount	7,728,880.00
14051	FAD	3,000,000.00	4.705	03/04/2025	03/06/2024	2,857,673.75	4.947	5.016	Federal Home Loan Discount	2,897,910.00
14052	FAD	3,000,000.00	4.695	03/06/2025	03/07/2024	2,857,585.00	4.936	5.005	Federal Home Loan Discount	2,897,100.00


INVESTMENT #	TYPE	FACE VALUE	STATED RATE	MATURITY DATE	PURCHASE DATE	BOOK VALUE	YTM 360 DAYS	YTM 365 DAYS	DESCRIPTION	MARKET VALUE
14057	FAD	12,000,000.00	4.760	03/07/2025	03/14/2024	11,431,973.33	5.006	5.076	Federal Home Loan Discount	11,586,720.00
14058	FAD	3,000,000.00	4.745	03/10/2025	03/14/2024	2,857,254.58	4.990	5.060	Federal Home Loan Discount	2,895,450.00
14053	FAC	10,000,000.00	5.000	03/11/2025	03/11/2024	10,000,000.00	4.931	5.000	Fed Agric Mrg Corp (FarmerMac)	9,981,600.00
14059	FAD	3,000,000.00	4.745	03/12/2025	03/14/2024	2,856,463.75	4.991	5.060	Federal Home Loan Discount	2,894,640.00
14060	FAD	3,000,000.00	4.745	03/13/2025	03/14/2024	2,856,068.33	4.991	5.060	Federal Home Loan Discount	2,894,220.00
13399	FAC	5,000,000.00	1.250	03/14/2025	03/14/2022	5,000,000.00	2.527	2.562	Federal Home Loan Bank	4,944,550.00
14056	FAC	5,000,000.00	5.375	03/14/2025	03/14/2024	5,000,000.00	5.301	5.375	Federal Home Loan Bank	4,994,600.00
14026	FAC	15,000,000.00	4.830	03/14/2025	02/14/2024	15,000,000.00	4.767	4.833	Fed Agric Mrg Corp (FarmerMac)	14,954,850.00
14064	FAD	3,000,000.00	4.780	03/17/2025	03/19/2024	2,855,405.00	5.029	5.099	Federal Home Loan Discount	2,892,570.00
14065	FAD	3,000,000.00	4.780	03/18/2025	03/19/2024	2,855,006.67	5.029	5.099	Federal Home Loan Discount	2,892,180.00
14067	FAD	3,000,000.00	4.775	03/19/2025	03/20/2024	2,855,158.33	5.024	5.094	Federal Home Loan Discount	2,891,760.00
14066	FAC	5,000,000.00	5.200	03/20/2025	03/20/2024	5,000,000.00	5.128	5.200	Fed Natl Mtg Assoc	4,994,300.00
14044	FAC	5,000,000.00	5.000	03/28/2025	03/01/2024	5,000,000.00	4.935	5.003	Federal Farm Credit Bank	4,990,300.00
14153	FAD	12,000,000.00	4.910	03/28/2025	06/28/2024	11,553,190.00	5.142	5.214	Federal Home Loan Discount	11,552,280.00
14073	FAD	25,000,000.00	4.780	03/31/2025	04/03/2024	23,798,361.11	5.029	5.098	Federal Home Loan Discount	24,057,000.00
14072	FAD	9,000,000.00	4.780	04/01/2025	04/02/2024	8,565,020.00	5.029	5.099	Federal Home Loan Discount	8,662,410.00
14099	FAC	15,000,000.00	5.300	04/11/2025	04/11/2024	15,000,000.00	5.227	5.300	Federal Home Loan Bank	14,979,750.00
14131	FAD	7,000,000.00	4.885	04/11/2025	05/06/2024	6,677,047.22	5.138	5.210	Federal Home Loan Discount	6,727,980.00
14106	FAC	25,000,000.00	5.150	04/15/2025	04/15/2024	25,000,000.00	5.079	5.150	Federal Home Loan Bank	24,979,250.00
14107	FAC	5,000,000.00	5.400	04/15/2025	04/15/2024	5,000,000.00	5.326	5.400	Federal Home Loan Bank	4,994,450.00
14114	FAD	30,000,000.00	4.900	04/15/2025	04/17/2024	28,517,750.00	5.160	5.232	Federal Home Loan Discount	28,817,700.00
14127	FAD	20,000,000.00	4.965	04/15/2025	04/30/2024	19,034,583.33	5.228	5.301	Federal Home Loan Discount	19,211,800.00
14142	FAD	20,000,000.00	4.965	04/15/2025	05/24/2024	19,100,783.33	5.222	5.295	Federal Home Loan Discount	19,211,800.00
14145	FAD	15,000,000.00	4.940	04/15/2025	06/03/2024	14,349,566.67	5.188	5.260	Federal Home Loan Discount	14,408,850.00
14146	FAD	4,000,000.00	4.890	04/15/2025	06/06/2024	3,829,936.67	5.133	5.204	Federal Home Loan Discount	3,842,360.00
14132	FAD	4,500,000.00	4.895	04/16/2025	05/07/2024	4,289,515.00	5.150	5.222	Federal Home Loan Discount	4,322,070.00
14115	TRD	5,000,000.00	4.880	04/17/2025	04/18/2024	4,753,288.89	5.138	5.210	T BILL	4,802,150.00

INVESTMENT #	TYPE	FACE VALUE	STATED RATE	MATURITY DATE	PURCHASE DATE	BOOK VALUE	YTM 360 DAYS	YTM 365 DAYS	DESCRIPTION	MARKET VALUE
14122	FAD	3,000,000.00	4.910	04/21/2025	04/26/2024	2,852,700.00	5.170	5.242	Federal Home Loan Discount	2,879,340.00
14123	FAD	3,000,000.00	4.910	04/23/2025	04/26/2024	2,851,881.67	5.171	5.242	Federal Home Loan Discount	2,878,530.00
14125	FAD	3,000,000.00	4.910	04/24/2025	04/29/2024	2,852,700.00	5.170	5.242	Federal Home Loan Discount	2,878,140.00
14121	FAD	8,500,000.00	4.910	04/25/2025	04/25/2024	8,076,853.47	5.172	5.243	Federal Home Loan Discount	8,153,540.00
14124	FAD	3,000,000.00	4.910	04/25/2025	04/26/2024	2,851,063.33	5.171	5.243	Federal Home Loan Discount	2,877,720.00
14133	FAD	3,200,000.00	4.880	04/28/2025	05/08/2024	3,046,008.89	5.136	5.208	Federal Home Loan Discount	3,068,256.00
14147	FAD	10,000,000.00	4.865	04/30/2025	06/24/2024	9,581,069.44	5.105	5.176	Federal Home Loan Discount	9,585,600.00
14128	FAC	10,000,000.00	5.240	05/01/2025	05/01/2024	10,000,000.00	5.168	5.240	Fed Agric Mrg Corp (FarmerMac)	10,000,900.00
14129	RRP	11,110.00	5.830	05/01/2025	05/01/2024	11,110.00	5.750	5.830	MARIN COUNTY	11,110.00
14130	FAC	10,000,000.00	5.210	05/02/2025	05/02/2024	10,000,000.00	5.138	5.210	Fed Agric Mrg Corp (FarmerMac)	9,998,600.00
14135	FAD	3,500,000.00	4.850	05/02/2025	05/15/2024	3,334,022.22	5.103	5.174	Federal Home Loan Discount	3,355,520.00
14136	FAD	3,000,000.00	4.840	05/05/2025	05/15/2024	2,856,816.67	5.093	5.163	Federal Home Loan Discount	2,874,960.00
14137	FAD	3,000,000.00	4.840	05/06/2025	05/15/2024	2,856,413.33	5.093	5.164	Federal Home Loan Discount	2,874,540.00
14138	FAD	4,000,000.00	4.860	05/07/2025	05/16/2024	3,807,760.00	5.115	5.186	Federal Home Loan Discount	3,832,200.00
14140	FAD	4,000,000.00	4.905	05/08/2025	05/22/2024	3,808,705.00	5.163	5.234	Federal Home Loan Discount	3,831,680.00
14134	FAC	5,000,000.00	5.125	05/09/2025	05/09/2024	5,000,000.00	5.054	5.125	Federal Farm Credit Bank	4,995,900.00
14139	FAD	3,200,000.00	4.885	05/09/2025	05/20/2024	3,046,285.33	5.142	5.213	Federal Home Loan Discount	3,064,896.00
14141	FAD	7,000,000.00	4.905	05/09/2025	05/23/2024	6,665,233.75	5.163	5.234	Federal Home Loan Discount	6,704,460.00
14149	FAD	4,000,000.00	4.850	05/12/2025	06/26/2024	3,827,555.56	5.092	5.162	Federal Home Loan Discount	3,829,520.00
14116	FAC	5,000,000.00	5.160	05/19/2025	04/19/2024	5,000,000.00	5.093	5.164	Fed Agric Mrg Corp (FarmerMac)	4,997,500.00
14143	FAD	5,000,000.00	4.910	05/23/2025	05/28/2024	4,754,500.00	5.170	5.242	Federal Home Loan Discount	4,779,550.00
14100	FAC	7,000,000.00	5.000	05/30/2025	04/11/2024	6,988,800.00	5.081	5.152	Fed Natl Mtg Assoc	6,965,770.00
14150	FAD	21,000,000.00	4.815	05/30/2025	06/27/2024	20,053,451.25	5.059	5.129	Federal Home Loan Discount	20,054,370.00
13951	FAC	10,000,000.00	4.880	06/05/2025	12/05/2023	10,000,000.00	4.813	4.880	Fed Agric Mrg Corp (FarmerMac)	9,972,100.00
14148	FAC	5,000,000.00	5.000	06/25/2025	06/25/2024	4,997,500.00	4.982	5.051	Federal Farm Credit Bank	4,994,150.00
13990	FAC	5,000,000.00	5.000	07/01/2025	01/05/2024	5,000,000.00	4.931	5.000	Federal Home Loan Bank	4,976,300.00
14021	FAC	5,000,000.00	5.000	08/12/2025	02/12/2024	5,000,000.00	4.931	5.000	Federal Home Loan Bank	4,995,150.00

INVESTMENT #	TYPE	FACE VALUE	STATED RATE	MATURITY DATE	PURCHASE DATE	BOOK VALUE	YTM 360 DAYS	YTM 365 DAYS	DESCRIPTION	MARKET VALUE
14045	FAC	5,000,000.00	5.125	08/28/2025	03/01/2024	5,000,000.00	5.055	5.125	Federal Home Loan Bank	4,993,750.00
14046	FAC	5,000,000.00	5.500	09/04/2025	03/04/2024	5,000,000.00	5.424	5.500	Federal Home Loan Bank	4,995,750.00
14061	FAC	15,000,000.00	5.150	09/12/2025	03/15/2024	15,000,000.00	5.079	5.150	Federal Home Loan Bank	14,986,200.00
14032	FAC	5,000,000.00	4.625	09/22/2025	02/22/2024	4,990,000.00	4.694	4.760	Federal Farm Credit Bank	4,969,900.00
14071	FAC	5,000,000.00	5.350	09/26/2025	03/28/2024	5,000,000.00	5.275	5.349	Federal Home Loan Bank	4,980,150.00
14151	FAC	5,000,000.00	5.000	10/01/2025	06/28/2024	5,000,000.00	4.937	5.006	Federal Farm Credit Bank	4,997,750.00
14152	FAC	5,000,000.00	5.000	10/01/2025	06/28/2024	5,000,000.00	4.937	5.006	Federal Farm Credit Bank	4,997,750.00
14094	FAC	5,000,000.00	5.400	10/10/2025	04/10/2024	5,000,000.00	5.326	5.400	Federal Home Loan Bank	4,979,600.00
14113	FAC	5,000,000.00	5.250	10/17/2025	04/17/2024	5,000,000.00	5.178	5.250	Federal Home Loan Bank	5,006,500.00
13903	FAC	5,000,000.00	5.125	10/20/2025	10/20/2023	4,988,800.00	5.172	5.244	Federal Farm Credit Bank	5,008,350.00
14007	FAC	5,000,000.00	4.850	10/24/2025	01/24/2024	5,000,000.00	4.787	4.854	Fed Home Ln Mtg Corp	4,979,850.00
13958	FAC	10,000,000.00	4.625	12/08/2025	12/08/2023	9,980,000.00	4.666	4.730	Federal Farm Credit Bank	9,953,700.00
14062	FAC	5,000,000.00	5.450	12/12/2025	03/15/2024	5,000,000.00	5.380	5.455	Federal Home Loan Bank	4,997,050.00
13971	FAC	5,000,000.00	5.140	12/18/2025	12/18/2023	5,000,000.00	5.069	5.140	Federal Home Loan Bank	4,991,850.00
13978	FAC	5,000,000.00	5.375	12/22/2025	12/22/2023	5,000,000.00	5.301	5.375	Federal Home Loan Bank	4,994,150.00
13979	FAC	5,000,000.00	5.600	12/26/2025	12/26/2023	5,000,000.00	5.523	5.600	Federal Home Loan Bank	4,994,800.00
14028	FAC	5,000,000.00	5.150	12/30/2025	02/20/2024	5,000,000.00	5.082	5.153	Federal Home Loan Bank	4,994,100.00
14095	FAC	5,000,000.00	5.200	01/09/2026	04/10/2024	5,000,000.00	5.133	5.204	Federal Home Loan Bank	4,997,000.00
13994	FAC	5,000,000.00	4.800	01/09/2026	01/09/2024	5,000,000.00	4.734	4.800	Fed Home Ln Mtg Corp	4,973,500.00
14003	FAC	5,000,000.00	5.200	01/22/2026	01/22/2024	5,000,000.00	5.128	5.200	Fed Natl Mtg Assoc	4,995,100.00
14033	FAC	5,000,000.00	5.050	02/18/2026	02/22/2024	5,000,000.00	4.981	5.050	Fed Home Ln Mtg Corp	4,987,200.00
14037	FAC	5,000,000.00	5.125	02/18/2026	02/23/2024	5,000,000.00	5.055	5.125	Fed Home Ln Mtg Corp	4,992,950.00
14042	FAC	10,000,000.00	5.150	02/27/2026	02/27/2024	10,000,000.00	5.079	5.150	Fed Natl Mtg Assoc	9,991,100.00
14047	FAC	5,000,000.00	4.625	03/05/2026	03/05/2024	4,996,225.00	4.601	4.664	Federal Farm Credit Bank	4,982,300.00
14049	FAC	5,000,000.00	5.600	03/06/2026	03/06/2024	5,000,000.00	5.523	5.600	Fed Home Ln Mtg Corp	4,997,200.00
14054	FAC	15,000,000.00	4.500	03/13/2026	03/13/2024	15,000,000.00	4.438	4.500	Federal Farm Credit Bank	14,915,250.00
14055	FAC	5,000,000.00	5.500	03/13/2026	03/13/2024	5,000,000.00	5.424	5.500	Federal Home Loan Bank	4,991,250.00

INVESTMENT #	TYPE	FACE VALUE	STATED RATE	MATURITY DATE	PURCHASE DATE	BOOK VALUE	YTM 360 DAYS	YTM 365 DAYS	DESCRIPTION	MARKET VALUE
14063	FAC	4,500,000.00	5.100	03/18/2026	03/18/2024	4,500,000.00	5.030	5.100	Federal Home Loan Bank	4,489,560.00
14069	FAC	15,000,000.00	5.125	03/27/2026	03/27/2024	15,000,000.00	5.054	5.125	Fed Home Ln Mtg Corp	15,012,150.00
14076	FAC	5,000,000.00	5.100	04/02/2026	04/05/2024	5,000,000.00	5.030	5.100	Fed Home Ln Mtg Corp	4,987,700.00
14080	FAC	5,000,000.00	5.500	04/08/2026	04/08/2024	5,000,000.00	5.424	5.500	Federal Home Loan Bank	4,995,650.00
14084	FAC	10,000,000.00	4.650	04/08/2026	04/08/2024	9,968,700.00	4.750	4.816	Fed Agric Mrg Corp (FarmerMac)	9,964,100.00
14085	FAC	5,000,000.00	5.375	04/09/2026	04/09/2024	5,000,000.00	5.301	5.375	Fed Home Ln Mtg Corp	4,991,150.00
14086	FAC	10,000,000.00	5.120	04/09/2026	04/09/2024	10,000,000.00	5.049	5.120	Fed Agric Mrg Corp (FarmerMac)	9,981,400.00
14108	FAC	15,000,000.00	4.875	04/15/2026	04/15/2024	14,973,000.00	4.902	4.970	Federal Farm Credit Bank	14,995,050.00
14109	FAC	10,000,000.00	4.875	04/15/2026	04/15/2024	9,980,000.00	4.913	4.981	Federal Farm Credit Bank	9,996,700.00
14110	FAC	30,000,000.00	4.875	04/15/2026	04/15/2024	29,991,300.00	4.823	4.890	Federal Farm Credit Bank	29,990,100.00
14117	FAC	5,000,000.00	5.250	04/22/2026	04/22/2024	5,000,000.00	5.178	5.250	Federal Home Loan Bank	5,006,600.00
14120	FAC	10,000,000.00	4.875	04/24/2026	04/24/2024	9,982,400.00	4.900	4.968	Federal Farm Credit Bank	10,004,700.00
14126	FAC	20,000,000.00	5.300	04/30/2026	04/30/2024	20,000,000.00	5.227	5.300	Fed Natl Mtg Assoc	19,962,400.00
13771	RRP	51,499.39	6.250	05/01/2026	05/01/2023	51,499.39	6.164	6.250	MARIN COUNTY	51,499.39
14041	FAC	5,000,000.00	5.000	05/27/2026	02/27/2024	5,000,000.00	4.935	5.003	Federal Home Loan Bank	4,991,100.00
14144	FAC	5,000,000.00	5.260	05/29/2026	05/29/2024	5,000,000.00	5.187	5.260	Federal Home Loan Bank	4,994,000.00
14070	FAC	5,000,000.00	5.500	09/28/2026	03/28/2024	5,000,000.00	5.424	5.500	Federal Home Loan Bank	4,989,600.00
14087	FAC	10,000,000.00	5.000	10/09/2026	04/09/2024	10,000,000.00	4.931	5.000	Federal Home Loan Bank	9,965,200.00
13975	FAC	5,000,000.00	5.400	12/21/2026	12/21/2023	5,000,000.00	5.326	5.400	Fed Home Ln Mtg Corp	4,993,900.00
13991	FAC	5,000,000.00	5.000	01/04/2027	01/05/2024	5,000,000.00	4.931	5.000	Fed Natl Mtg Assoc	4,994,050.00
14009	FAC	5,000,000.00	4.125	01/25/2027	01/25/2024	4,993,750.00	4.112	4.169	Federal Farm Credit Bank	4,944,750.00
14010	FAC	10,000,000.00	5.100	01/29/2027	01/29/2024	10,000,000.00	5.030	5.100	Fed Natl Mtg Assoc	9,985,200.00
14035	FAC	5,000,000.00	5.625	02/22/2027	02/22/2024	5,000,000.00	5.547	5.625	Fed Home Ln Mtg Corp	4,994,700.00
14034	FAC	15,000,000.00	5.250	02/22/2027	02/22/2024	15,000,000.00	5.178	5.250	Fed Natl Mtg Assoc	15,029,100.00
14040	FAC	5,000,000.00	5.350	02/26/2027	02/26/2024	5,000,000.00	5.276	5.350	Fed Natl Mtg Assoc	4,987,150.00
14048	FAC	5,000,000.00	5.300	03/05/2027	03/05/2024	5,000,000.00	5.227	5.300	Fed Natl Mtg Assoc	4,983,250.00
14077	FAC	5,000,000.00	5.250	04/02/2027	04/05/2024	5,000,000.00	5.178	5.250	Fed Natl Mtg Assoc	4,998,250.00

INVESTMENT #	TYPE	FACE VALUE	STATED RATE	MATURITY DATE	PURCHASE DATE	BOOK VALUE	YTM 360 DAYS	YTM 365 DAYS	DESCRIPTION	MARKET VALUE
14081	FAC	5,000,000.00	5.500	04/08/2027	04/08/2024	5,000,000.00	5.424	5.500	Fed Home Ln Mtg Corp	4,989,450.00
14101	FAC	10,000,000.00	5.500	04/09/2027	04/11/2024	10,000,000.00	5.424	5.500	Federal Home Loan Bank	9,990,400.00
14111	FAC	10,000,000.00	5.000	04/15/2027	04/15/2024	10,000,000.00	4.931	5.000	Federal Home Loan Bank	10,012,400.00
14112	FAC	10,000,000.00	5.000	04/15/2027	04/15/2024	10,000,000.00	4.931	5.000	Federal Home Loan Bank	10,012,400.00
14118	FAC	5,000,000.00	5.500	04/22/2027	04/22/2024	5,000,000.00	5.424	5.500	Fed Natl Mtg Assoc	5,017,550.00
14119	FAC	5,000,000.00	5.500	04/22/2027	04/22/2024	5,000,000.00	5.424	5.500	Fed Natl Mtg Assoc	5,017,550.00
		<b>2,460,830,427.39</b>				<b>2,392,887,308.36</b>				<b>2,428,599,773.39</b>
AMORTIZATION & ACCRETION OF PREMIUMS & DISCOUNTS						<b>10,406.87</b>			ACCRUED INTEREST DISCOUNT INVESTMENTS	
		<b>2,460,830,427.39</b>				<b>2,392,897,715.23</b>				<b>2,428,599,773.39</b>



TREASURER DIVISION - DEPARTMENT OF FINANCE  
 PORTFOLIO SUMMARY REPORT - OPERATING FUNDS  
 COUNTY OF MARIN, SCHOOLS & SPECIAL DISTRICTS  
 June 30, 2024

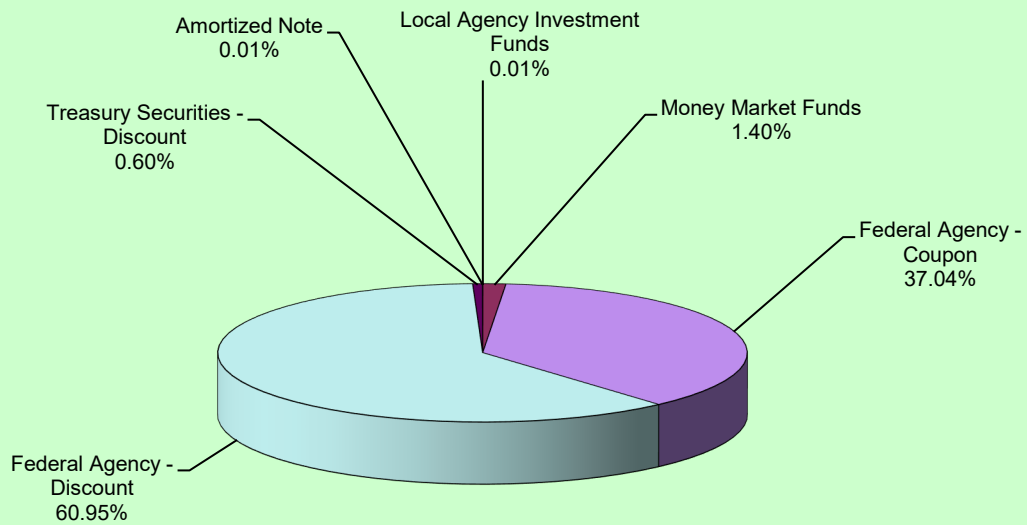
DESCRIPTION	ENDING BALANCE June 30, 2024	AVERAGE BALANCE June 30, 2024	WEIGHTED AVERAGE DAYS TO MATURITY	ANNUALIZED YIELD June 30, 2024	YIELD June 30, 2024
LOCAL AGENCY INVESTMENT FUNDS	\$270,610.17	\$270,610.17	1	4.480	4.480
MONEY MARKET FUNDS	\$33,397,207.83	\$25,827,670.37	1	5.180	5.180
FEDERAL AGENCY ISSUES - COUPON	\$886,293,635.00	\$891,000,725.71	448	5.065	5.009
FEDERAL AGENCY ISSUES - DISCOUNT	\$1,458,507,157.08	\$1,500,339,442.84	140	5.258	5.273
TREASURY SECURITIES - COUPON					
TREASURY SECURITIES - DISCOUNT	\$14,256,088.89	\$14,256,088.89	178	5.352	5.357
MISC SECURITIES - COUPON					
AMORTIZED NOTE	\$162,609.39	\$1,354,948.43	308	5.781	4.838
<b>TOTALS &amp; AVERAGES</b>	<b>\$2,392,887,308.36</b>	<b>\$2,433,049,486.41</b>	<b>252</b>	<b>5.188%</b>	<b>5.175%</b>

The Local Agency Investment Funds is an open ended account and is not included in the total weighted days to maturity.

**Treasurer Division - Department of Finance  
 Portfolio Yield Report - Operating Funds  
 County of Marin, Schools & Special Districts  
 June 30, 2024**

INVESTMENT HOLDINGS	BOOK VALUE	6/30/24
Local Agency Investment Funds	\$270,610.17	4.480%
Money Market Funds	\$33,397,207.83	5.180%
Federal Agency - Coupon	\$886,293,635.00	5.009%
Federal Agency - Discount	\$1,458,507,157.08	5.273%
Treasury Securities - Discount	\$14,256,088.89	5.357%
Amortized Note	\$162,609.39	4.838%
<b>TOTAL</b>	<b>\$2,392,887,308.36</b>	<b>5.175%</b>

PORTFOLIO ALLOCATION




TREASURER DIVISION - DEPARTMENT OF FINANCE

REPORT OF INVESTMENTS - NON-OPERATING FUNDS

CHILDREN & FAMILIES COMMISSION

JUNE 30, 2024



Page 1

INVESTMENT #	TYPE	FACE VALUE	MATURITY DATE	PURCHASE DATE	BOOK VALUE	YTM 360 DAYS	YTM 365 DAYS	DESCRIPTION	MARKET VALUE
101	LA2	112,398.87	/ /	/ /	112,398.87	4.418	4.480	LOCAL AGENCY INVESTMENT FUND	112,398.87
		<b>112,398.87</b>			<b>112,398.87</b>				<b>112,398.87</b>

TREASURER DIVISION - DEPARTMENT OF FINANCE

REPORT OF INVESTMENTS - NON-OPERATING FUNDS

SAN RAFAEL SCHOOLS

JUNE 30, 2024



Page 1

INVESTMENT #	TYPE	FACE VALUE	MATURITY DATE	PURCHASE DATE	BOOK VALUE	YTM 360 DAYS	YTM 365 DAYS	DESCRIPTION	MARKET VALUE
687	LA1	0.00	//	//	0.00	5.181	5.253	LOCAL AGENCY INVESTMENT FUND	0.00
746	LA1	486,874.98	//	//	486,874.98	4.418	4.480	LOCAL AGENCY INVESTMENT FUND	486,874.98
		<b>486,874.98</b>			<b>486,874.98</b>				<b>486,874.98</b>
AMORTIZATION & ACCRETION OF PREMIUMS & DISCOUNTS					-0-				
		<b>486,874.98</b>			<b>486,874.98</b>				<b>486,874.98</b>