



DIVISION OF THE DEPARTMENT OF FINANCE

TREASURER

Excellent and responsive fiscal leadership.

January 28, 2025

Mina Martinovich, CPA  
DIRECTOR

Sandra Kacharos  
ASSISTANT DIRECTOR

Karen Shaw  
FINANCE DIVISION CHIEF

Mary Sackett, President  
Board of Supervisors  
County of Marin  
3501 Civic Center Dr. #329  
San Rafael, CA 94903

John A. Carroll  
Superintendent of Schools  
Marin County Office of Education  
P.O. Box 4925  
San Rafael, CA 94913

Marin County School  
Districts, Marin County  
Special Districts & Other  
Treasury Pool Participants

RE: TREASURER'S INVESTMENT POOL REPORT for the month ended November 30, 2024.

Dear Treasury Pool Participants:

The attached monthly Treasurer's Investment Pool Report is provided for your review.

\* The investments were made pursuant to Government Code Sections 53601, 53635 and comply with the County Treasurer's Statement of Investment Policy. The investment policy provides for:

- Preservation of capital through high quality investments;
- Maintenance of sufficient liquidity to meet participant operating needs; and
- A rate of return consistent with the above objectives.

\* Maturities are scheduled to meet participant expenditure requirements for the next six months.

\* Attached spreadsheets identify investment type, issuer, maturity date, amount invested and fair market value for each security held. Fair market values were determined by Principal Custody Solutions on all securities except for investments in the Local Agency Investment Fund which was valued at face value by us. Adjustments have been made for premiums, discounts and accrued interest on discount securities to make the book value and fair market value more comparable.

I trust you find this report informative. Should you have any questions or need additional information, please do not hesitate to call me at 415.473.6154. You can also visit our website at: <https://www.marincounty.gov/departments/finance/treasurer/marin-county-investment-pool>.

Respectfully submitted,

Mina Martinovich  
Director of Finance

MM: bg  
Attachments

cc: Derek Johnson, County Executive  
Marin County Treasury Oversight Committee

CAS

**TREASURER DIVISION - DEPARTMENT OF FINANCE**  
**REPORT OF INVESTMENTS - OPERATING FUNDS**  
**COUNTY OF MARIN, SCHOOLS & SPECIAL DISTRICTS**

**NOVEMBER 30, 2024**

Page 1

INVESTMENT #	TYPE	FACE VALUE	STATED RATE	MATURITY DATE	PURCHASE DATE	BOOK VALUE	YTM 360 DAYS	YTM 365 DAYS	DESCRIPTION	MARKET VALUE
142	LA1	276,908.82	2.967	/ /	07/01/2011	276,908.82	4.415	4.477	Local Agency Investment Fund	276,908.82
3490	LA2	0.00	5.170	/ /	07/01/2011	0.00	0.000	0.001	MM-DREYFUS	0.00
9149	LA2	0.00	0.040	/ /	07/01/2011	0.00	5.128	5.200	MM-FIDELITY Institutional Gov	0.00
4366	LA2	0.00	4.930	/ /	07/01/2011	0.00	0.009	0.010	NATIONS Treasury Reserves	0.00
2246	LA2	65,428,323.04	4.760	/ /	07/01/2011	65,428,323.04	4.507	4.570	MM-WELLS FARGO Institutional G	65,428,323.04
13950	FAD	10,000,000.00	4.775	12/02/2024	12/04/2023	9,517,194.44	5.038	5.108	Federal Home Loan Discount	9,996,300.00
13957	FAD	30,000,000.00	4.845	12/03/2024	12/08/2023	28,542,462.50	5.113	5.184	Federal Home Loan Discount	29,985,300.00
13948	FAC	5,000,000.00	5.125	12/04/2024	12/04/2023	4,998,750.00	5.080	5.150	Federal Farm Credit Bank	5,000,100.00
13959	FAD	5,000,000.00	4.885	12/05/2024	12/11/2023	4,755,750.00	5.157	5.228	Federal Home Loan Discount	4,996,300.00
13953	FAD	18,500,000.00	4.850	12/06/2024	12/08/2023	17,592,780.56	5.120	5.191	Federal Home Loan Discount	18,484,090.00
13960	FAD	5,000,000.00	4.885	12/06/2024	12/11/2023	4,755,071.53	5.157	5.229	Federal Home Loan Discount	4,995,700.00
13961	FAD	5,000,000.00	4.870	12/09/2024	12/11/2023	4,753,794.44	5.142	5.213	Federal Home Loan Discount	4,993,850.00
13962	FAD	20,000,000.00	4.870	12/10/2024	12/11/2023	19,012,472.22	5.142	5.214	Federal Home Loan Discount	19,973,000.00
13944	FAC	10,000,000.00	5.250	12/13/2024	11/20/2023	10,000,000.00	5.181	5.253	Federal Farm Credit Bank	10,001,600.00
13965	FAC	10,000,000.00	5.170	12/13/2024	12/13/2023	10,000,000.00	5.099	5.170	Fed Agric Mrg Corp (FarmerMac)	10,001,400.00
14083	FAD	10,000,000.00	4.955	12/13/2024	04/08/2024	9,657,279.17	5.184	5.256	Federal Home Loan Discount	9,982,800.00
14105	FAD	40,000,000.00	5.000	12/13/2024	04/12/2024	38,638,888.89	5.231	5.304	Federal Home Loan Discount	39,931,200.00
13972	FAD	28,000,000.00	4.650	12/16/2024	12/18/2023	26,683,533.33	4.901	4.969	Federal Home Loan Discount	27,941,760.00
13973	FAD	3,000,000.00	4.645	12/17/2024	12/20/2023	2,859,488.75	4.895	4.963	Federal Home Loan Discount	2,993,370.00
13976	FAD	3,000,000.00	4.560	12/19/2024	12/21/2023	2,861,680.00	4.803	4.869	Federal Home Loan Discount	2,992,650.00
13977	FAD	36,000,000.00	4.560	12/20/2024	12/21/2023	34,335,600.00	4.803	4.870	Federal Home Loan Discount	35,907,480.00
13981	FAD	10,000,000.00	4.540	12/23/2024	12/27/2023	9,543,477.78	4.780	4.846	Federal Home Loan Discount	9,970,600.00

INVESTMENT #	TYPE	FACE VALUE	STATED RATE	MATURITY DATE	PURCHASE DATE	BOOK VALUE	YTM 360 DAYS	YTM 365 DAYS	DESCRIPTION	MARKET VALUE
13982	FAD	3,000,000.00	4.540	12/24/2024	12/27/2023	2,862,665.00	4.780	4.847	Federal Home Loan Discount	2,990,790.00
13983	FAD	3,000,000.00	4.540	12/26/2024	12/27/2023	2,861,908.33	4.781	4.847	Federal Home Loan Discount	2,990,070.00
13984	FAD	4,000,000.00	4.535	12/27/2024	12/28/2023	3,816,080.56	4.776	4.842	Federal Home Loan Discount	3,986,280.00
13985	FAD	3,500,000.00	4.545	12/30/2024	01/02/2024	3,339,599.38	4.786	4.852	Federal Home Loan Discount	3,486,700.00
13986	FAD	4,000,000.00	4.545	12/31/2024	01/02/2024	3,816,180.00	4.786	4.853	Federal Home Loan Discount	3,984,320.00
14103	FAD	10,000,000.00	4.940	12/31/2024	04/11/2024	9,637,733.33	5.172	5.244	Federal Home Loan Discount	9,960,800.00
13987	FAD	4,000,000.00	4.575	01/02/2025	01/03/2024	3,814,458.33	4.819	4.886	Federal Home Loan Discount	3,983,360.00
13988	FAD	13,000,000.00	4.605	01/03/2025	01/04/2024	12,393,035.42	4.852	4.919	Federal Home Loan Discount	12,944,360.00
14104	FAD	10,000,000.00	4.940	01/03/2025	04/11/2024	9,633,616.67	5.173	5.245	Federal Home Loan Discount	9,957,200.00
13993	FAD	3,000,000.00	4.560	01/06/2025	01/08/2024	2,861,680.00	4.802	4.869	Federal Home Loan Discount	2,986,080.00
13952	FAC	10,000,000.00	5.000	01/07/2025	12/13/2023	9,995,000.00	4.983	5.052	Federal Farm Credit Bank	10,001,600.00
13967	FAC	15,000,000.00	5.000	01/07/2025	12/13/2023	15,000,000.00	4.934	5.003	Federal Farm Credit Bank	15,002,400.00
13992	FAC	10,000,000.00	4.750	01/08/2025	01/08/2024	9,997,000.00	4.715	4.781	Federal Farm Credit Bank	9,999,800.00
13996	FAD	3,000,000.00	4.390	01/09/2025	01/12/2024	2,867,202.50	4.617	4.681	Federal Home Loan Discount	2,984,970.00
13997	FAD	5,000,000.00	4.390	01/10/2025	01/12/2024	4,778,061.11	4.617	4.681	Federal Home Loan Discount	4,974,350.00
13998	FAD	4,000,000.00	4.405	01/13/2025	01/16/2024	3,822,331.67	4.633	4.697	Federal Home Loan Discount	3,978,000.00
13999	FAD	3,000,000.00	4.405	01/14/2025	01/16/2024	2,866,381.67	4.633	4.698	Federal Home Loan Discount	2,983,140.00
14000	FAD	3,000,000.00	4.405	01/15/2025	01/16/2024	2,866,014.58	4.634	4.698	Federal Home Loan Discount	2,982,780.00
14001	FAD	4,000,000.00	4.530	01/16/2025	01/17/2024	3,816,283.33	4.770	4.836	Federal Home Loan Discount	3,976,520.00
14002	FAD	15,000,000.00	4.540	01/17/2025	01/22/2024	14,317,108.33	4.779	4.846	Federal Home Loan Discount	14,910,150.00
14004	FAD	3,000,000.00	4.550	01/21/2025	01/22/2024	2,861,604.17	4.792	4.858	Federal Home Loan Discount	2,980,560.00
14005	FAD	3,000,000.00	4.575	01/22/2025	01/23/2024	2,860,843.75	4.819	4.886	Federal Home Loan Discount	2,980,200.00
14008	FAD	3,000,000.00	4.545	01/23/2025	01/24/2024	2,861,756.25	4.786	4.853	Federal Home Loan Discount	2,979,840.00
14006	FAC	5,000,000.00	4.750	01/24/2025	01/24/2024	4,996,580.00	4.754	4.820	Federal Farm Credit Bank	5,000,250.00
14011	FAD	3,000,000.00	4.540	01/27/2025	01/29/2024	2,862,286.67	4.781	4.847	Federal Home Loan Discount	2,978,370.00
14012	FAD	3,000,000.00	4.540	01/28/2025	01/29/2024	2,861,908.33	4.781	4.847	Federal Home Loan Discount	2,978,010.00
13687	FAC	5,000,000.00	4.770	01/30/2025	01/30/2023	5,000,000.00	4.704	4.770	Fed Home Ln Mtg Corp	5,000,100.00

INVESTMENT #	TYPE	FACE VALUE	STATED RATE	MATURITY DATE	PURCHASE DATE	BOOK VALUE	YTM 360 DAYS	YTM 365 DAYS	DESCRIPTION	MARKET VALUE
13989	FAC	10,000,000.00	4.800	01/30/2025	01/05/2024	10,000,000.00	4.737	4.803	Fed Agric Mrg Corp (FarmerMac)	10,000,700.00
14036	FAD	35,000,000.00	4.810	01/31/2025	02/22/2024	33,391,322.22	5.067	5.137	Federal Home Loan Discount	34,730,500.00
14014	FAD	8,000,000.00	4.610	02/03/2025	02/05/2024	7,627,102.22	4.857	4.924	Federal Home Loan Discount	7,935,760.00
14017	FAD	3,000,000.00	4.640	02/04/2025	02/06/2024	2,859,253.33	4.890	4.958	Federal Home Loan Discount	2,975,550.00
14018	FAD	3,000,000.00	4.640	02/05/2025	02/06/2024	2,858,866.67	4.890	4.958	Federal Home Loan Discount	2,975,190.00
14019	FAD	3,000,000.00	4.640	02/06/2025	02/06/2024	2,858,480.00	4.891	4.959	Federal Home Loan Discount	2,974,830.00
14020	FAC	15,000,000.00	4.875	02/07/2025	02/07/2024	15,000,000.00	4.808	4.875	Federal Farm Credit Bank	15,001,500.00
14022	FAD	3,000,000.00	4.635	02/10/2025	02/12/2024	2,859,405.00	4.884	4.952	Federal Home Loan Discount	2,973,360.00
14023	FAD	3,000,000.00	4.635	02/11/2025	02/12/2024	2,859,018.75	4.885	4.953	Federal Home Loan Discount	2,973,000.00
14024	FAD	3,000,000.00	4.635	02/12/2025	02/12/2024	2,858,632.50	4.885	4.953	Federal Home Loan Discount	2,972,640.00
14027	FAD	3,000,000.00	4.710	02/13/2025	02/15/2024	2,857,130.00	4.966	5.035	Federal Home Loan Discount	2,972,250.00
14025	FAC	15,000,000.00	4.890	02/14/2025	02/14/2024	15,000,000.00	4.823	4.890	Fed Agric Mrg Corp (FarmerMac)	15,002,700.00
14030	FAD	3,000,000.00	4.730	02/19/2025	02/21/2024	2,856,523.33	4.988	5.057	Federal Home Loan Discount	2,970,060.00
14031	FAD	3,000,000.00	4.730	02/20/2025	02/21/2024	2,856,129.17	4.989	5.058	Federal Home Loan Discount	2,969,700.00
14029	FAC	5,000,000.00	4.875	02/21/2025	02/21/2024	4,995,000.00	4.910	4.978	Federal Farm Credit Bank	5,001,750.00
14039	FAD	3,000,000.00	4.780	02/24/2025	02/26/2024	2,855,006.67	5.043	5.113	Federal Home Loan Discount	2,968,260.00
14043	FAD	3,000,000.00	4.800	02/25/2025	02/28/2024	2,854,800.00	5.064	5.135	Federal Home Loan Discount	2,967,870.00
14038	FAC	5,000,000.00	5.000	02/26/2025	02/26/2024	5,000,000.00	4.931	5.000	Federal Home Loan Bank	5,003,100.00
14013	FAC	10,000,000.00	4.750	02/28/2025	02/01/2024	10,009,700.00	4.595	4.659	Federal Farm Credit Bank	10,002,400.00
14016	FAC	25,000,000.00	4.750	02/28/2025	02/06/2024	24,975,500.00	4.782	4.848	Federal Farm Credit Bank	25,006,000.00
14050	FAD	8,000,000.00	4.705	03/03/2025	03/06/2024	7,621,508.89	4.947	5.016	Federal Home Loan Discount	7,909,280.00
14051	FAD	3,000,000.00	4.705	03/04/2025	03/06/2024	2,857,673.75	4.947	5.016	Federal Home Loan Discount	2,965,590.00
14052	FAD	3,000,000.00	4.695	03/06/2025	03/07/2024	2,857,585.00	4.936	5.005	Federal Home Loan Discount	2,964,870.00
14057	FAD	12,000,000.00	4.760	03/07/2025	03/14/2024	11,431,973.33	5.006	5.076	Federal Home Loan Discount	11,858,040.00
14058	FAD	3,000,000.00	4.745	03/10/2025	03/14/2024	2,857,254.58	4.990	5.060	Federal Home Loan Discount	2,963,430.00
14053	FAC	10,000,000.00	5.000	03/11/2025	03/11/2024	10,000,000.00	4.931	5.000	Fed Agric Mrg Corp (FarmerMac)	10,011,600.00
14059	FAD	3,000,000.00	4.745	03/12/2025	03/14/2024	2,856,463.75	4.991	5.060	Federal Home Loan Discount	2,962,710.00

INVESTMENT #	TYPE	FACE VALUE	STATED RATE	MATURITY DATE	PURCHASE DATE	BOOK VALUE	YTM 360 DAYS	YTM 365 DAYS	DESCRIPTION	MARKET VALUE
14060	FAD	3,000,000.00	4.745	03/13/2025	03/14/2024	2,856,068.33	4.991	5.060	Federal Home Loan Discount	2,962,350.00
13399	FAC	5,000,000.00	1.250	03/14/2025	03/14/2022	5,000,000.00	2.568	2.604	Federal Home Loan Bank	4,992,150.00
14026	FAC	15,000,000.00	4.830	03/14/2025	02/14/2024	15,000,000.00	4.767	4.833	Fed Agric Mrg Corp (FarmerMac)	15,010,950.00
14064	FAD	3,000,000.00	4.780	03/17/2025	03/19/2024	2,855,405.00	5.029	5.099	Federal Home Loan Discount	2,960,910.00
14065	FAD	3,000,000.00	4.780	03/18/2025	03/19/2024	2,855,006.67	5.029	5.099	Federal Home Loan Discount	2,960,520.00
14067	FAD	3,000,000.00	4.775	03/19/2025	03/20/2024	2,855,158.33	5.024	5.094	Federal Home Loan Discount	2,960,160.00
14044	FAC	5,000,000.00	5.000	03/28/2025	03/01/2024	5,000,000.00	4.935	5.003	Federal Farm Credit Bank	5,007,000.00
14153	FAD	12,000,000.00	4.910	03/28/2025	06/28/2024	11,553,190.00	5.142	5.214	Federal Home Loan Discount	11,827,680.00
14073	FAD	25,000,000.00	4.780	03/31/2025	04/03/2024	23,798,361.11	5.029	5.098	Federal Home Loan Discount	24,632,000.00
14072	FAD	9,000,000.00	4.780	04/01/2025	04/02/2024	8,565,020.00	5.029	5.099	Federal Home Loan Discount	8,868,240.00
14131	FAD	7,000,000.00	4.885	04/11/2025	05/06/2024	6,677,047.22	5.138	5.210	Federal Home Loan Discount	6,889,190.00
14106	FAC	25,000,000.00	5.150	04/15/2025	04/15/2024	25,000,000.00	5.079	5.150	Federal Home Loan Bank	25,050,250.00
14114	FAD	30,000,000.00	4.900	04/15/2025	04/17/2024	28,517,750.00	5.160	5.232	Federal Home Loan Discount	29,510,700.00
14127	FAD	20,000,000.00	4.965	04/15/2025	04/30/2024	19,034,583.33	5.228	5.301	Federal Home Loan Discount	19,673,800.00
14142	FAD	20,000,000.00	4.965	04/15/2025	05/24/2024	19,100,783.33	5.222	5.295	Federal Home Loan Discount	19,673,800.00
14145	FAD	15,000,000.00	4.940	04/15/2025	06/03/2024	14,349,566.67	5.188	5.260	Federal Home Loan Discount	14,755,350.00
14146	FAD	4,000,000.00	4.890	04/15/2025	06/06/2024	3,829,936.67	5.133	5.204	Federal Home Loan Discount	3,934,760.00
14132	FAD	4,500,000.00	4.895	04/16/2025	05/07/2024	4,289,515.00	5.150	5.222	Federal Home Loan Discount	4,426,065.00
14115	TRD	5,000,000.00	4.880	04/17/2025	04/18/2024	4,753,288.89	5.138	5.210	T BILL	4,918,550.00
14122	FAD	3,000,000.00	4.910	04/21/2025	04/26/2024	2,852,700.00	5.170	5.242	Federal Home Loan Discount	2,948,940.00
14123	FAD	3,000,000.00	4.910	04/23/2025	04/26/2024	2,851,881.67	5.171	5.242	Federal Home Loan Discount	2,948,220.00
14125	FAD	3,000,000.00	4.910	04/24/2025	04/29/2024	2,852,700.00	5.170	5.242	Federal Home Loan Discount	2,947,860.00
14121	FAD	8,500,000.00	4.910	04/25/2025	04/25/2024	8,076,853.47	5.172	5.243	Federal Home Loan Discount	8,351,250.00
14124	FAD	3,000,000.00	4.910	04/25/2025	04/26/2024	2,851,063.33	5.171	5.243	Federal Home Loan Discount	2,947,500.00
14133	FAD	3,200,000.00	4.880	04/28/2025	05/08/2024	3,046,008.89	5.136	5.208	Federal Home Loan Discount	3,142,880.00
14205	FAD	3,000,000.00	4.225	04/29/2025	09/10/2024	2,918,668.75	4.369	4.430	Federal Home Loan Discount	2,946,090.00
14147	FAD	10,000,000.00	4.865	04/30/2025	06/24/2024	9,581,069.44	5.105	5.176	Federal Home Loan Discount	9,819,100.00

INVESTMENT #	TYPE	FACE VALUE	STATED RATE	MATURITY DATE	PURCHASE DATE	BOOK VALUE	YTM 360 DAYS	YTM 365 DAYS	DESCRIPTION	MARKET VALUE
14128	FAC	10,000,000.00	5.240	05/01/2025	05/01/2024	10,000,000.00	5.168	5.240	Fed Agric Mrg Corp (FarmerMac)	10,027,500.00
14129	RRP	11,110.00	5.830	05/01/2025	05/01/2024	11,110.00	5.750	5.830	MARIN COUNTY	11,110.00
14130	FAC	10,000,000.00	5.210	05/02/2025	05/02/2024	10,000,000.00	5.138	5.210	Fed Agric Mrg Corp (FarmerMac)	10,026,500.00
14135	FAD	3,500,000.00	4.850	05/02/2025	05/15/2024	3,334,022.22	5.103	5.174	Federal Home Loan Discount	3,436,230.00
14136	FAD	3,000,000.00	4.840	05/05/2025	05/15/2024	2,856,816.67	5.093	5.163	Federal Home Loan Discount	2,944,260.00
14137	FAD	3,000,000.00	4.840	05/06/2025	05/15/2024	2,856,413.33	5.093	5.164	Federal Home Loan Discount	2,943,900.00
14138	FAD	4,000,000.00	4.860	05/07/2025	05/16/2024	3,807,760.00	5.115	5.186	Federal Home Loan Discount	3,924,760.00
14140	FAD	4,000,000.00	4.905	05/08/2025	05/22/2024	3,808,705.00	5.163	5.234	Federal Home Loan Discount	3,924,280.00
14134	FAC	5,000,000.00	5.125	05/09/2025	05/09/2024	5,000,000.00	5.054	5.125	Federal Farm Credit Bank	5,012,200.00
14139	FAD	3,200,000.00	4.885	05/09/2025	05/20/2024	3,046,285.33	5.142	5.213	Federal Home Loan Discount	3,139,040.00
14141	FAD	7,000,000.00	4.905	05/09/2025	05/23/2024	6,665,233.75	5.163	5.234	Federal Home Loan Discount	6,866,650.00
14149	FAD	4,000,000.00	4.850	05/12/2025	06/26/2024	3,827,555.56	5.092	5.162	Federal Home Loan Discount	3,922,360.00
14156	FAD	4,000,000.00	4.690	05/13/2025	07/18/2024	3,844,187.78	4.918	4.986	Federal Home Loan Discount	3,921,920.00
14157	FAD	3,500,000.00	4.690	05/14/2025	07/19/2024	3,363,664.31	4.918	4.986	Federal Home Loan Discount	3,431,260.00
14158	FAD	3,500,000.00	4.690	05/15/2025	07/19/2024	3,363,208.33	4.918	4.987	Federal Home Loan Discount	3,430,840.00
14159	FAD	3,500,000.00	4.690	05/16/2025	07/19/2024	3,362,752.36	4.918	4.987	Federal Home Loan Discount	3,430,420.00
14116	FAC	5,000,000.00	5.160	05/19/2025	04/19/2024	5,000,000.00	5.093	5.164	Fed Agric Mrg Corp (FarmerMac)	5,016,650.00
14160	FAD	3,500,000.00	4.675	05/20/2025	07/19/2024	3,361,373.26	4.903	4.971	Federal Home Loan Discount	3,428,775.00
14164	FAD	3,000,000.00	4.625	05/21/2025	07/31/2024	2,886,687.50	4.847	4.914	Federal Home Loan Discount	2,938,590.00
14165	FAD	3,000,000.00	4.625	05/22/2025	07/31/2024	2,886,302.08	4.847	4.914	Federal Home Loan Discount	2,938,230.00
14143	FAD	5,000,000.00	4.910	05/23/2025	05/28/2024	4,754,500.00	5.170	5.242	Federal Home Loan Discount	4,896,450.00
14166	FAD	3,000,000.00	4.610	05/28/2025	07/31/2024	2,884,365.83	4.832	4.899	Federal Home Loan Discount	2,936,100.00
14209	FAD	3,000,000.00	4.040	05/29/2025	09/13/2024	2,913,140.00	4.185	4.243	Federal Home Loan Discount	2,935,740.00
14150	FAD	21,000,000.00	4.815	05/30/2025	06/27/2024	20,053,451.25	5.059	5.129	Federal Home Loan Discount	20,547,660.00
14211	FAD	5,000,000.00	4.000	05/30/2025	09/17/2024	4,858,333.33	4.142	4.199	Federal Home Loan Discount	4,892,300.00
14174	FAD	8,500,000.00	4.375	06/02/2025	08/16/2024	8,200,434.03	4.577	4.640	Federal Home Loan Discount	8,315,890.00
14171	FAD	3,000,000.00	4.270	06/03/2025	08/15/2024	2,896,096.67	4.464	4.526	Federal Home Loan Discount	2,934,660.00

INVESTMENT #	TYPE	FACE VALUE	STATED RATE	MATURITY DATE	PURCHASE DATE	BOOK VALUE	YTM 360 DAYS	YTM 365 DAYS	DESCRIPTION	MARKET VALUE
14172	FAD	3,000,000.00	4.270	06/04/2025	08/15/2024	2,895,740.83	4.464	4.526	Federal Home Loan Discount	2,934,330.00
13951	FAC	10,000,000.00	4.880	06/05/2025	12/05/2023	10,000,000.00	4.813	4.880	Fed Agric Mrg Corp (FarmerMac)	10,024,000.00
14197	FAD	22,000,000.00	4.180	06/06/2025	09/05/2024	21,300,082.22	4.341	4.402	Federal Home Loan Discount	21,513,140.00
14167	FAD	3,000,000.00	4.300	06/09/2025	08/09/2024	2,891,066.67	4.498	4.560	Federal Home Loan Discount	2,932,560.00
14168	FAD	3,000,000.00	4.300	06/10/2025	08/09/2024	2,890,708.33	4.498	4.560	Federal Home Loan Discount	2,932,200.00
14169	FAD	3,000,000.00	4.300	06/11/2025	08/09/2024	2,890,350.00	4.498	4.560	Federal Home Loan Discount	2,931,870.00
14175	FAD	3,000,000.00	4.360	06/12/2025	08/19/2024	2,892,090.00	4.561	4.625	Federal Home Loan Discount	2,931,510.00
14176	FAD	3,000,000.00	4.360	06/13/2025	08/19/2024	2,891,726.67	4.561	4.625	Federal Home Loan Discount	2,931,150.00
14190	FAD	15,000,000.00	4.210	06/16/2025	08/30/2024	14,491,291.67	4.368	4.429	Federal Home Loan Discount	14,650,500.00
14177	FAD	3,000,000.00	4.345	06/17/2025	08/19/2024	2,890,650.83	4.546	4.609	Federal Home Loan Discount	2,929,740.00
14178	FAD	3,000,000.00	4.345	06/18/2025	08/19/2024	2,890,288.75	4.546	4.609	Federal Home Loan Discount	2,929,410.00
14173	FAD	13,000,000.00	4.335	06/20/2025	08/15/2024	12,516,286.25	4.536	4.599	Federal Home Loan Discount	12,690,990.00
14179	FAD	3,000,000.00	4.230	06/23/2025	08/22/2024	2,892,487.50	4.422	4.484	Federal Home Loan Discount	2,927,640.00
14180	FAD	3,000,000.00	4.230	06/24/2025	08/22/2024	2,892,135.00	4.422	4.484	Federal Home Loan Discount	2,927,280.00
14148	FAC	5,000,000.00	5.000	06/25/2025	06/25/2024	4,997,500.00	4.982	5.051	Federal Farm Credit Bank	5,016,600.00
14207	FAD	17,000,000.00	4.050	06/26/2025	09/13/2024	16,453,025.00	4.208	4.266	Federal Home Loan Discount	16,584,010.00
14198	FAD	20,000,000.00	4.070	06/27/2025	09/05/2024	19,332,972.22	4.232	4.291	Federal Home Loan Discount	19,508,200.00
14185	FAD	3,000,000.00	4.200	06/30/2025	08/28/2024	2,892,900.00	4.390	4.451	Federal Home Loan Discount	2,925,180.00
14199	FAD	3,000,000.00	4.060	07/01/2025	09/05/2024	2,898,838.33	4.223	4.282	Federal Home Loan Discount	2,925,180.00
14186	FAD	3,000,000.00	4.200	07/02/2025	08/28/2024	2,892,200.00	4.390	4.451	Federal Home Loan Discount	2,924,850.00
14154	FAD	13,000,000.00	4.760	07/03/2025	07/05/2024	12,376,043.33	5.007	5.077	Federal Home Loan Discount	12,672,790.00
14208	FAD	12,000,000.00	4.000	07/07/2025	09/13/2024	11,604,000.00	4.158	4.216	Federal Home Loan Discount	11,692,320.00
14181	FAD	3,000,000.00	4.155	07/08/2025	08/27/2024	2,890,931.25	4.343	4.403	Federal Home Loan Discount	2,922,750.00
14182	FAD	3,000,000.00	4.155	07/09/2025	08/27/2024	2,890,585.00	4.343	4.403	Federal Home Loan Discount	2,922,390.00
14183	FAD	3,000,000.00	4.155	07/10/2025	08/27/2024	2,890,238.75	4.343	4.403	Federal Home Loan Discount	2,922,030.00
14184	FAD	3,000,000.00	4.155	07/11/2025	08/27/2024	2,889,892.50	4.343	4.404	Federal Home Loan Discount	2,921,700.00
14187	FAD	3,000,000.00	4.160	07/14/2025	08/28/2024	2,889,066.67	4.349	4.409	Federal Home Loan Discount	2,920,650.00

INVESTMENT #	TYPE	FACE VALUE	STATED RATE	MATURITY DATE	PURCHASE DATE	BOOK VALUE	YTM 360 DAYS	YTM 365 DAYS	DESCRIPTION	MARKET VALUE
14155	FAC	5,000,000.00	5.000	07/15/2025	07/15/2024	4,999,450.00	4.942	5.011	Federal Farm Credit Bank	5,018,300.00
14219	FAD	17,000,000.00	3.785	07/16/2025	09/27/2024	16,478,090.56	3.927	3.982	Federal Home Loan Discount	16,546,440.00
14188	FAD	3,000,000.00	4.160	07/17/2025	08/28/2024	2,888,026.67	4.349	4.410	Federal Home Loan Discount	2,919,600.00
14202	FAD	13,000,000.00	3.970	07/18/2025	09/09/2024	12,552,713.33	4.132	4.189	Federal Home Loan Discount	12,650,040.00
14192	FAD	3,000,000.00	4.085	07/21/2025	09/03/2024	2,890,726.25	4.259	4.318	Federal Home Loan Discount	2,918,190.00
14161	FAC	5,000,000.00	4.875	07/22/2025	07/22/2024	5,000,000.00	4.808	4.875	Federal Farm Credit Bank	5,015,000.00
14193	FAD	3,000,000.00	4.085	07/23/2025	09/03/2024	2,890,045.42	4.259	4.318	Federal Home Loan Discount	2,917,500.00
14194	FAD	3,000,000.00	4.085	07/24/2025	09/03/2024	2,889,705.00	4.260	4.319	Federal Home Loan Discount	2,917,140.00
14195	FAD	3,000,000.00	4.085	07/25/2025	09/03/2024	2,889,364.58	4.260	4.319	Federal Home Loan Discount	2,916,810.00
14200	FAD	3,000,000.00	3.970	07/28/2025	09/05/2024	2,892,148.33	4.137	4.194	Federal Home Loan Discount	2,915,760.00
14163	FAC	20,000,000.00	4.750	07/29/2025	07/29/2024	19,983,000.00	4.771	4.838	Federal Farm Credit Bank	20,038,600.00
14217	FAD	25,000,000.00	3.720	07/29/2025	09/26/2024	24,209,500.00	3.863	3.917	Federal Home Loan Discount	24,295,000.00
14222	FAD	25,000,000.00	3.780	07/29/2025	09/30/2024	24,207,250.00	3.930	3.985	Federal Home Loan Discount	24,295,000.00
14226	FAD	12,500,000.00	3.810	07/29/2025	10/04/2024	12,105,770.83	3.961	4.016	Federal Home Loan Discount	12,147,500.00
14237	FAD	10,000,000.00	4.030	07/29/2025	10/10/2024	9,673,122.22	4.194	4.253	Federal Home Loan Discount	9,718,000.00
14201	FAD	3,000,000.00	3.970	07/30/2025	09/05/2024	2,891,486.67	4.138	4.195	Federal Home Loan Discount	2,915,040.00
14210	FAD	12,000,000.00	3.840	07/31/2025	09/13/2024	11,589,120.00	3.996	4.052	Federal Home Loan Discount	11,658,840.00
14239	FAD	20,000,000.00	4.065	08/01/2025	10/10/2024	19,333,791.67	4.233	4.291	Federal Home Loan Discount	19,435,200.00
14206	FAD	3,000,000.00	3.920	08/04/2025	09/12/2024	2,893,506.67	4.083	4.140	Federal Home Loan Discount	2,914,230.00
14214	FAD	2,820,000.00	3.770	08/05/2025	09/20/2024	2,725,793.98	3.921	3.975	Federal Home Loan Discount	2,739,066.00
14225	FAD	6,000,000.00	3.805	08/06/2025	10/03/2024	5,805,310.83	3.958	4.013	Federal Home Loan Discount	5,827,080.00
14196	FAD	3,000,000.00	3.995	08/07/2025	09/04/2024	2,887,807.08	4.168	4.226	Federal Home Loan Discount	2,913,210.00
14216	FAD	3,000,000.00	3.700	08/08/2025	09/25/2024	2,902,258.33	3.845	3.899	Federal Home Loan Discount	2,912,850.00
14228	FAD	4,000,000.00	4.040	08/11/2025	10/08/2024	3,862,191.11	4.209	4.268	Federal Home Loan Discount	3,882,400.00
14215	FAD	2,320,000.00	3.730	08/12/2025	09/24/2024	2,242,598.36	3.879	3.933	Federal Home Loan Discount	2,251,536.80
14170	FAC	5,000,000.00	4.375	08/13/2025	08/13/2024	4,995,300.00	4.410	4.472	Federal Farm Credit Bank	4,998,850.00
14229	FAD	3,000,000.00	4.040	08/14/2025	10/08/2024	2,895,633.33	4.210	4.269	Federal Home Loan Discount	2,910,780.00

INVESTMENT #	TYPE	FACE VALUE	STATED RATE	MATURITY DATE	PURCHASE DATE	BOOK VALUE	YTM 360 DAYS	YTM 365 DAYS	DESCRIPTION	MARKET VALUE
14240	FAD	15,000,000.00	4.035	08/15/2025	10/10/2024	14,480,493.75	4.205	4.263	Federal Home Loan Discount	14,552,100.00
14212	FAD	5,000,000.00	3.805	08/18/2025	09/18/2024	4,823,490.28	3.963	4.018	Federal Home Loan Discount	4,849,000.00
14230	FAD	3,000,000.00	4.025	08/19/2025	10/08/2024	2,894,343.75	4.196	4.254	Federal Home Loan Discount	2,909,040.00
14244	FAD	5,000,000.00	3.985	08/20/2025	10/11/2024	4,826,763.19	4.152	4.210	Federal Home Loan Discount	4,847,850.00
14232	FAD	4,000,000.00	3.985	08/21/2025	10/09/2024	3,860,082.22	4.153	4.211	Federal Home Loan Discount	3,877,800.00
14233	FAD	5,000,000.00	3.985	08/22/2025	10/09/2024	4,824,549.31	4.153	4.211	Federal Home Loan Discount	4,846,700.00
14234	FAD	3,000,000.00	4.005	08/25/2025	10/09/2024	2,893,200.00	4.176	4.234	Federal Home Loan Discount	2,906,970.00
14235	FAD	3,000,000.00	4.005	08/26/2025	10/09/2024	2,892,866.25	4.176	4.234	Federal Home Loan Discount	2,906,640.00
14243	FAD	5,000,000.00	3.975	08/27/2025	10/11/2024	4,823,333.33	4.143	4.201	Federal Home Loan Discount	4,843,800.00
14045	FAC	5,000,000.00	5.125	08/28/2025	03/01/2024	5,000,000.00	5.055	5.125	Federal Home Loan Bank	4,996,100.00
14236	FAD	3,000,000.00	4.005	08/28/2025	10/09/2024	2,892,198.75	4.176	4.234	Federal Home Loan Discount	2,905,920.00
14238	FAD	40,000,000.00	3.970	08/29/2025	10/10/2024	38,575,211.11	4.139	4.196	Federal Home Loan Discount	38,741,200.00
14241	FAD	11,000,000.00	4.000	09/02/2025	10/10/2024	10,600,333.33	4.172	4.230	Federal Home Loan Discount	10,652,180.00
14203	FAD	3,000,000.00	3.820	09/03/2025	09/09/2024	2,885,718.33	3.987	4.042	Federal Home Loan Discount	2,904,780.00
14204	FAD	3,000,000.00	3.820	09/04/2025	09/09/2024	2,885,400.00	3.987	4.043	Federal Home Loan Discount	2,904,450.00
14247	FAD	12,000,000.00	3.980	09/05/2025	10/15/2024	11,568,833.33	4.150	4.208	Federal Home Loan Discount	11,616,360.00
14248	FAD	3,000,000.00	3.965	09/08/2025	10/15/2024	2,891,623.33	4.135	4.192	Federal Home Loan Discount	2,903,070.00
14251	FAD	4,000,000.00	3.920	09/09/2025	10/16/2024	3,857,137.78	4.087	4.143	Federal Home Loan Discount	3,870,320.00
14252	FAD	4,000,000.00	3.920	09/10/2025	10/16/2024	3,856,702.22	4.087	4.144	Federal Home Loan Discount	3,869,840.00
14253	FAD	3,000,000.00	3.920	09/11/2025	10/16/2024	2,892,200.00	4.087	4.144	Federal Home Loan Discount	2,902,050.00
14061	FAC	15,000,000.00	5.150	09/12/2025	03/15/2024	15,000,000.00	5.079	5.150	Federal Home Loan Bank	15,005,850.00
14245	FAD	17,000,000.00	3.945	09/12/2025	10/11/2024	16,374,060.00	4.116	4.173	Federal Home Loan Discount	16,442,910.00
14249	FAD	6,000,000.00	3.955	09/15/2025	10/15/2024	5,779,179.17	4.126	4.183	Federal Home Loan Discount	5,801,340.00
14254	FAD	4,000,000.00	3.985	09/16/2025	10/17/2024	3,852,112.22	4.158	4.216	Federal Home Loan Discount	3,867,120.00
14277	FAD	3,000,000.00	4.025	09/17/2025	10/30/2024	2,891,995.83	4.198	4.256	Federal Home Loan Discount	2,899,980.00
14255	FAD	4,500,000.00	3.985	09/19/2025	10/17/2024	4,332,131.88	4.159	4.217	Federal Home Loan Discount	4,348,980.00
14032	FAC	5,000,000.00	4.625	09/22/2025	02/22/2024	4,990,000.00	4.694	4.760	Federal Farm Credit Bank	5,007,200.00


INVESTMENT #	TYPE	FACE VALUE	STATED RATE	MATURITY DATE	PURCHASE DATE	BOOK VALUE	YTM 360 DAYS	YTM 365 DAYS	DESCRIPTION	MARKET VALUE
14261	FAD	3,000,000.00	4.000	09/23/2025	10/22/2024	2,888,000.00	4.175	4.233	Federal Home Loan Discount	2,897,940.00
14262	FAD	3,000,000.00	4.000	09/24/2025	10/22/2024	2,887,666.67	4.175	4.233	Federal Home Loan Discount	2,897,580.00
14267	FAD	4,000,000.00	3.985	09/25/2025	10/25/2024	3,851,669.44	4.158	4.216	Federal Home Loan Discount	3,863,000.00
14266	FAD	17,000,000.00	3.985	09/26/2025	10/24/2024	16,365,831.53	4.159	4.217	Federal Home Loan Discount	16,415,880.00
14263	FAD	6,500,000.00	3.990	09/29/2025	10/22/2024	6,253,617.50	4.166	4.223	Federal Home Loan Discount	6,274,385.00
14273	FAD	10,000,000.00	3.940	09/30/2025	10/28/2024	9,631,172.22	4.111	4.168	Federal Home Loan Discount	9,651,800.00
14275	FAD	10,000,000.00	3.970	09/30/2025	10/29/2024	9,629,466.67	4.142	4.200	Federal Home Loan Discount	9,651,800.00
14276	FAD	8,500,000.00	4.005	09/30/2025	10/29/2024	8,182,270.00	4.180	4.238	Federal Home Loan Discount	8,204,030.00
14282	FAD	9,000,000.00	4.030	09/30/2025	10/31/2024	8,663,495.00	4.204	4.263	Federal Home Loan Discount	8,686,620.00
14151	FAC	5,000,000.00	5.000	10/01/2025	06/28/2024	5,000,000.00	4.937	5.006	Federal Farm Credit Bank	5,022,600.00
14152	FAC	5,000,000.00	5.000	10/01/2025	06/28/2024	5,000,000.00	4.937	5.006	Federal Farm Credit Bank	5,022,600.00
14231	TRD	5,000,000.00	4.007	10/02/2025	10/09/2024	4,800,763.06	4.188	4.246	T BILL	4,825,250.00
14257	FAD	12,000,000.00	3.990	10/03/2025	10/21/2024	11,538,490.00	4.167	4.225	Federal Home Loan Discount	11,581,080.00
14258	FAD	3,000,000.00	3.985	10/06/2025	10/21/2024	2,883,770.83	4.162	4.220	Federal Home Loan Discount	2,894,250.00
14259	FAD	3,000,000.00	3.985	10/07/2025	10/21/2024	2,883,438.75	4.163	4.221	Federal Home Loan Discount	2,893,920.00
14281	FAD	11,070,000.00	4.060	10/09/2025	10/31/2024	10,641,781.65	4.240	4.299	Federal Home Loan Discount	10,676,018.70
14283	FAD	18,000,000.00	4.020	10/10/2025	10/31/2024	17,308,560.00	4.197	4.255	Federal Home Loan Discount	17,357,400.00
14268	FAD	6,000,000.00	3.950	10/14/2025	10/25/2024	5,766,950.00	4.126	4.183	Federal Home Loan Discount	5,783,100.00
14284	FAD	4,000,000.00	4.010	10/15/2025	10/31/2024	3,844,501.11	4.188	4.246	Federal Home Loan Discount	3,854,920.00
14250	FAC	5,000,000.00	4.125	10/16/2025	10/16/2024	4,996,700.00	4.135	4.193	Federal Farm Credit Bank	4,986,450.00
14113	FAC	5,000,000.00	5.250	10/17/2025	04/17/2024	5,000,000.00	5.178	5.250	Federal Home Loan Bank	5,003,950.00
14256	FAC	5,000,000.00	4.550	10/17/2025	10/18/2024	5,000,000.00	4.487	4.550	Fed Natl Mtg Assoc	5,000,100.00
14269	FAD	3,500,000.00	3.965	10/17/2025	10/25/2024	3,362,381.46	4.143	4.200	Federal Home Loan Discount	3,372,285.00
13903	FAC	5,000,000.00	5.125	10/20/2025	10/20/2023	4,988,800.00	5.172	5.244	Federal Farm Credit Bank	5,031,750.00
14270	FAD	3,500,000.00	3.955	10/21/2025	10/25/2024	3,361,190.49	4.133	4.191	Federal Home Loan Discount	3,370,675.00
14271	FAD	3,500,000.00	3.955	10/22/2025	10/25/2024	3,360,805.97	4.133	4.191	Federal Home Loan Discount	3,370,290.00
14285	FAD	4,000,000.00	4.000	10/23/2025	10/31/2024	3,841,333.33	4.180	4.238	Federal Home Loan Discount	3,851,320.00

INVESTMENT #	TYPE	FACE VALUE	STATED RATE	MATURITY DATE	PURCHASE DATE	BOOK VALUE	YTM 360 DAYS	YTM 365 DAYS	DESCRIPTION	MARKET VALUE
14007	FAC	5,000,000.00	4.850	10/24/2025	01/24/2024	5,000,000.00	4.787	4.854	Fed Home Ln Mtg Corp	4,995,150.00
14272	FAD	3,500,000.00	3.955	10/24/2025	10/25/2024	3,360,036.94	4.134	4.191	Federal Home Loan Discount	3,369,485.00
14286	FAD	6,000,000.00	3.990	10/27/2025	10/31/2024	5,759,935.00	4.171	4.229	Federal Home Loan Discount	5,774,220.00
14287	FAD	4,000,000.00	3.990	10/28/2025	10/31/2024	3,839,513.33	4.171	4.229	Federal Home Loan Discount	3,849,040.00
14274	FAC	5,000,000.00	4.270	10/29/2025	10/29/2024	5,000,000.00	4.211	4.270	Fed Agric Mrg Corp (FarmerMac)	4,992,500.00
14288	FAD	3,000,000.00	3.940	10/30/2025	11/01/2024	2,880,815.00	4.117	4.175	Federal Home Loan Discount	2,886,090.00
14289	FAD	4,000,000.00	3.940	10/31/2025	11/01/2024	3,840,648.89	4.118	4.175	Federal Home Loan Discount	3,847,680.00
14292	FAD	14,000,000.00	3.985	10/31/2025	11/06/2024	13,443,649.72	4.165	4.222	Federal Home Loan Discount	13,466,880.00
14303	FAD	10,000,000.00	4.020	10/31/2025	11/14/2024	9,608,050.00	4.200	4.258	Federal Home Loan Discount	9,619,200.00
14291	FAD	8,000,000.00	3.975	11/03/2025	11/05/2024	7,679,350.00	4.155	4.213	Federal Home Loan Discount	7,694,880.00
14293	FAD	4,000,000.00	4.035	11/04/2025	11/06/2024	3,837,255.00	4.220	4.278	Federal Home Loan Discount	3,847,000.00
14294	FAD	3,000,000.00	4.100	11/05/2025	11/06/2024	2,875,633.33	4.290	4.350	Federal Home Loan Discount	2,884,920.00
14296	FAD	4,500,000.00	4.020	11/06/2025	11/07/2024	4,317,090.00	4.204	4.262	Federal Home Loan Discount	4,326,885.00
14304	FAD	10,000,000.00	4.015	11/07/2025	11/15/2024	9,601,845.83	4.196	4.254	Federal Home Loan Discount	9,614,100.00
14311	FAD	15,000,000.00	4.050	11/07/2025	11/19/2024	14,404,312.50	4.233	4.291	Federal Home Loan Discount	14,421,150.00
14316	FAD	4,000,000.00	4.090	11/10/2025	11/21/2024	3,839,126.67	4.276	4.335	Federal Home Loan Discount	3,844,320.00
14305	FAD	3,000,000.00	4.085	11/12/2025	11/15/2024	2,876,769.17	4.273	4.333	Federal Home Loan Discount	2,882,550.00
14308	FAD	3,000,000.00	4.080	11/13/2025	11/18/2024	2,877,600.00	4.267	4.327	Federal Home Loan Discount	2,882,220.00
14309	FAD	4,000,000.00	4.080	11/14/2025	11/18/2024	3,836,346.67	4.268	4.327	Federal Home Loan Discount	3,842,520.00
14312	FAD	4,000,000.00	4.080	11/17/2025	11/20/2024	3,835,893.33	4.268	4.327	Federal Home Loan Discount	3,841,160.00
14306	FAC	5,000,000.00	4.250	11/18/2025	11/18/2024	4,997,090.00	4.251	4.310	Federal Home Loan Bank	4,996,250.00
14313	FAD	4,000,000.00	4.080	11/19/2025	11/20/2024	3,834,986.67	4.269	4.328	Federal Home Loan Discount	3,840,240.00
14314	FAD	3,000,000.00	4.080	11/20/2025	11/20/2024	2,875,900.00	4.269	4.328	Federal Home Loan Discount	2,879,850.00
14315	FAC	10,000,000.00	4.400	11/21/2025	11/21/2024	10,000,000.00	4.339	4.400	Fed Agric Mrg Corp (FarmerMac)	10,005,100.00
14317	FAD	5,000,000.00	4.095	11/21/2025	11/22/2024	4,792,975.00	4.285	4.344	Federal Home Loan Discount	4,799,200.00
13958	FAC	10,000,000.00	4.625	12/08/2025	12/08/2023	9,980,000.00	4.666	4.730	Federal Farm Credit Bank	10,025,600.00
14318	FAC	25,000,000.00	4.265	12/15/2025	11/25/2024	25,000,000.00	4.208	4.267	Federal Home Loan Bank	25,007,750.00

INVESTMENT #	TYPE	FACE VALUE	STATED RATE	MATURITY DATE	PURCHASE DATE	BOOK VALUE	YTM 360 DAYS	YTM 365 DAYS	DESCRIPTION	MARKET VALUE
13971	FAC	5,000,000.00	5.140	12/18/2025	12/18/2023	5,000,000.00	5.069	5.140	Federal Home Loan Bank	4,999,150.00
14224	FAC	5,000,000.00	3.750	01/05/2026	10/03/2024	4,996,950.00	3.751	3.803	Federal Farm Credit Bank	4,971,750.00
14095	FAC	5,000,000.00	5.200	01/09/2026	04/10/2024	5,000,000.00	5.133	5.204	Federal Home Loan Bank	4,995,950.00
13994	FAC	5,000,000.00	4.800	01/09/2026	01/09/2024	5,000,000.00	4.734	4.800	Fed Home Ln Mtg Corp	4,995,600.00
14033	FAC	5,000,000.00	5.050	02/18/2026	02/22/2024	5,000,000.00	4.981	5.050	Fed Home Ln Mtg Corp	5,001,150.00
14037	FAC	5,000,000.00	5.125	02/18/2026	02/23/2024	5,000,000.00	5.055	5.125	Fed Home Ln Mtg Corp	5,002,050.00
14042	FAC	10,000,000.00	5.150	02/27/2026	02/27/2024	10,000,000.00	5.079	5.150	Fed Natl Mtg Assoc	9,993,500.00
14047	FAC	5,000,000.00	4.625	03/05/2026	03/05/2024	4,996,225.00	4.601	4.664	Federal Farm Credit Bank	5,019,100.00
14054	FAC	15,000,000.00	4.500	03/13/2026	03/13/2024	15,000,000.00	4.438	4.500	Federal Farm Credit Bank	15,033,300.00
14063	FAC	4,500,000.00	5.100	03/18/2026	03/18/2024	4,500,000.00	5.030	5.100	Federal Home Loan Bank	4,497,885.00
14069	FAC	15,000,000.00	5.125	03/27/2026	03/27/2024	15,000,000.00	5.054	5.125	Fed Home Ln Mtg Corp	14,982,150.00
14076	FAC	5,000,000.00	5.100	04/02/2026	04/05/2024	5,000,000.00	5.030	5.100	Fed Home Ln Mtg Corp	4,999,900.00
14084	FAC	10,000,000.00	4.650	04/08/2026	04/08/2024	9,968,700.00	4.750	4.816	Fed Agric Mrg Corp (FarmerMac)	10,048,400.00
14086	FAC	10,000,000.00	5.120	04/09/2026	04/09/2024	10,000,000.00	5.049	5.120	Fed Agric Mrg Corp (FarmerMac)	10,010,100.00
14108	FAC	15,000,000.00	4.875	04/15/2026	04/15/2024	14,973,000.00	4.902	4.970	Federal Farm Credit Bank	15,117,600.00
14109	FAC	10,000,000.00	4.875	04/15/2026	04/15/2024	9,980,000.00	4.913	4.981	Federal Farm Credit Bank	10,078,400.00
14110	FAC	30,000,000.00	4.875	04/15/2026	04/15/2024	29,991,300.00	4.823	4.890	Federal Farm Credit Bank	30,235,200.00
14117	FAC	5,000,000.00	5.250	04/22/2026	04/22/2024	5,000,000.00	5.178	5.250	Federal Home Loan Bank	5,010,600.00
14120	FAC	10,000,000.00	4.875	04/24/2026	04/24/2024	9,982,400.00	4.900	4.968	Federal Farm Credit Bank	10,078,700.00
14126	FAC	20,000,000.00	5.300	04/30/2026	04/30/2024	20,000,000.00	5.227	5.300	Fed Natl Mtg Assoc	20,030,000.00
14279	TRC	5,000,000.00	2.375	04/30/2026	10/31/2024	4,870,312.50	4.119	4.176	TREASURY NOTE	4,871,500.00
14280	TRC	5,000,000.00	2.375	04/30/2026	10/31/2024	4,870,312.50	4.119	4.176	TREASURY NOTE	4,871,500.00
13771	RRP	51,499.39	6.250	05/01/2026	05/01/2023	51,499.39	6.164	6.250	MARIN COUNTY	51,499.39
14041	FAC	5,000,000.00	5.000	05/27/2026	02/27/2024	5,000,000.00	4.935	5.003	Federal Home Loan Bank	5,005,800.00
14144	FAC	5,000,000.00	5.260	05/29/2026	05/29/2024	5,000,000.00	5.187	5.260	Federal Home Loan Bank	5,012,300.00
14265	FAC	5,000,000.00	4.350	07/23/2026	10/24/2024	5,000,000.00	4.293	4.353	Federal Home Loan Bank	4,991,900.00
14191	FAC	8,000,000.00	3.875	09/03/2026	09/03/2024	7,999,200.00	3.827	3.880	Federal Farm Credit Bank	7,949,840.00

INVESTMENT #	TYPE	FACE VALUE	STATED RATE	MATURITY DATE	PURCHASE DATE	BOOK VALUE	YTM 360 DAYS	YTM 365 DAYS	DESCRIPTION	MARKET VALUE
14218	FAC	5,000,000.00	3.550	09/25/2026	09/26/2024	5,000,000.00	3.501	3.550	Fed Agric Mrg Corp (FarmerMac)	4,939,900.00
14242	FAC	10,000,000.00	4.270	10/01/2026	10/11/2024	10,000,000.00	4.212	4.270	Fed Home Ln Mtg Corp	9,970,300.00
14223	FAC	10,000,000.00	3.500	10/02/2026	10/02/2024	9,994,000.00	3.482	3.531	Federal Farm Credit Bank	9,869,500.00
14087	FAC	10,000,000.00	5.000	10/09/2026	04/09/2024	10,000,000.00	4.931	5.000	Federal Home Loan Bank	10,054,600.00
14162	FAC	5,000,000.00	4.375	10/23/2026	07/23/2024	5,000,000.00	4.317	4.377	Federal Farm Credit Bank	5,009,450.00
14278	FAC	4,160,000.00	4.580	10/30/2026	10/30/2024	4,160,000.00	4.517	4.580	Federal Home Loan Bank	4,146,438.40
14310	FAC	5,000,000.00	4.800	11/19/2026	11/19/2024	5,000,000.00	4.734	4.800	Fed Home Ln Mtg Corp	5,001,750.00
14319	FAC	5,000,000.00	4.500	11/20/2026	11/26/2024	5,000,000.00	4.438	4.500	Federal Home Loan Bank	4,999,800.00
14221	FAC	5,000,000.00	3.860	12/18/2026	09/30/2024	5,000,000.00	3.809	3.862	Federal Home Loan Bank	4,955,400.00
14009	FAC	5,000,000.00	4.125	01/25/2027	01/25/2024	4,993,750.00	4.112	4.169	Federal Farm Credit Bank	4,990,200.00
14048	FAC	5,000,000.00	5.300	03/05/2027	03/05/2024	5,000,000.00	5.227	5.300	Fed Natl Mtg Assoc	5,003,950.00
14077	FAC	5,000,000.00	5.250	04/02/2027	04/05/2024	5,000,000.00	5.178	5.250	Fed Natl Mtg Assoc	4,999,700.00
14111	FAC	10,000,000.00	5.000	04/15/2027	04/15/2024	10,000,000.00	4.931	5.000	Federal Home Loan Bank	10,073,500.00
14112	FAC	10,000,000.00	5.000	04/15/2027	04/15/2024	10,000,000.00	4.931	5.000	Federal Home Loan Bank	10,073,500.00
14118	FAC	5,000,000.00	5.500	04/22/2027	04/22/2024	5,000,000.00	5.424	5.500	Fed Natl Mtg Assoc	5,012,950.00
14119	FAC	5,000,000.00	5.500	04/22/2027	04/22/2024	5,000,000.00	5.424	5.500	Fed Natl Mtg Assoc	5,012,950.00
14290	FAC	10,000,000.00	4.130	06/15/2027	11/04/2024	10,000,000.00	4.074	4.131	Fed Agric Mrg Corp (FarmerMac)	9,981,700.00
14295	FAC	10,000,000.00	4.550	08/06/2027	11/07/2024	10,000,000.00	4.490	4.552	Fed Home Ln Mtg Corp	10,005,500.00
14299	FAC	5,000,000.00	4.500	08/13/2027	11/13/2024	5,000,000.00	4.440	4.502	Federal Home Loan Bank	5,000,650.00
14213	FAC	5,000,000.00	3.375	09/17/2027	09/20/2024	4,957,200.00	3.629	3.679	Fed Natl Mtg Assoc	4,896,250.00
14220	FAC	5,000,000.00	3.500	09/27/2027	09/27/2024	5,000,000.00	3.452	3.500	Fed Agric Mrg Corp (FarmerMac)	4,912,200.00
14227	FAC	5,000,000.00	3.960	10/08/2027	10/08/2024	5,000,000.00	3.905	3.960	Fed Home Ln Mtg Corp	4,956,900.00
14246	FAC	5,000,000.00	3.875	10/15/2027	10/15/2024	5,000,000.00	3.821	3.875	Federal Farm Credit Bank	4,957,950.00
14260	FAC	5,000,000.00	4.375	10/15/2027	10/22/2024	5,000,000.00	4.315	4.375	Federal Home Loan Bank	4,997,150.00
14264	FAC	2,000,000.00	4.150	10/21/2027	10/23/2024	2,000,000.00	4.093	4.150	Federal Home Loan Bank	1,991,100.00
14297	FAC	5,000,000.00	4.500	11/05/2027	11/08/2024	5,000,000.00	4.438	4.500	Federal Home Loan Bank	5,002,550.00
14302	FAC	10,000,000.00	4.650	11/10/2027	11/14/2024	10,000,000.00	4.586	4.650	Fed Home Ln Mtg Corp	10,010,300.00

INVESTMENT #	TYPE	FACE VALUE	STATED RATE	MATURITY DATE	PURCHASE DATE	BOOK VALUE	YTM 360 DAYS	YTM 365 DAYS	DESCRIPTION	MARKET VALUE
14300	FAC	5,000,000.00	4.125	11/12/2027	11/13/2024	4,978,300.00	4.222	4.280	Federal Farm Credit Bank	5,008,400.00
14298	FAC	5,000,000.00	5.000	11/12/2027	11/12/2024	5,000,000.00	4.931	5.000	Fed Home Ln Mtg Corp	5,000,350.00
14307	FAC	5,000,000.00	4.250	11/18/2027	11/18/2024	4,996,550.00	4.216	4.274	Fed Agric Mrg Corp (FarmerMac)	5,010,800.00
14320	FAC	5,000,000.00	4.700	11/26/2027	11/26/2024	5,000,000.00	4.635	4.700	Fed Home Ln Mtg Corp	4,999,850.00
		<b>2,423,537,841.25</b>			<b>2,361,087,075.17</b>					<b>2,392,456,691.15</b>
AMORTIZATION & ACCRETION OF PREMIUMS & DISCOUNTS						<b>27,909.64</b>			ACCRUED INTEREST DISCOUNT INVESTMENTS	
		<b>2,423,537,841.25</b>			<b>2,361,114,984.81</b>					<b>2,392,456,691.15</b>



TREASURER DIVISION - DEPARTMENT OF FINANCE  
 PORTFOLIO SUMMARY REPORT - OPERATING FUNDS  
 COUNTY OF MARIN, SCHOOLS & SPECIAL DISTRICTS  
 November 30, 2024

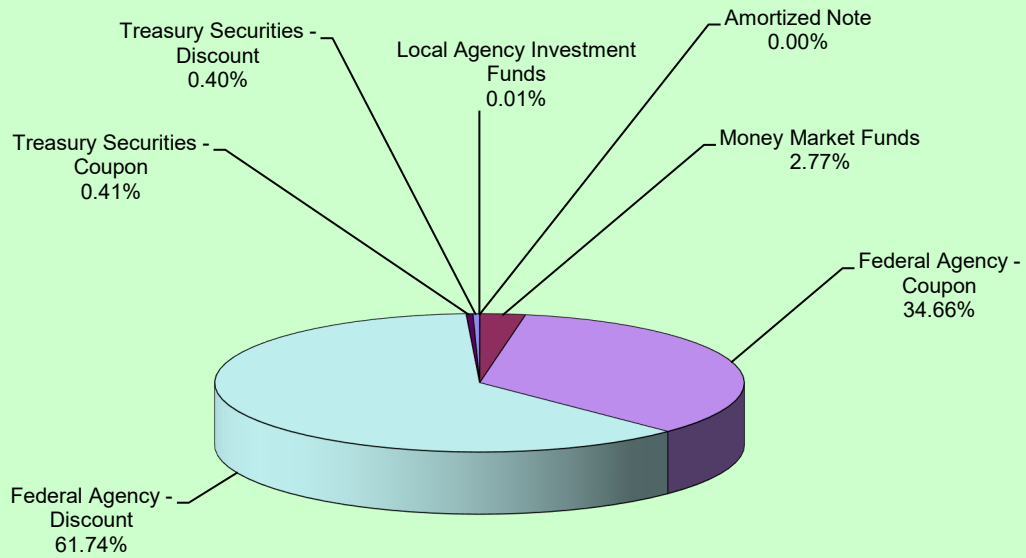
DESCRIPTION	ENDING BALANCE November 30, 2024	AVERAGE BALANCE November 30, 2024	WEIGHTED AVERAGE DAYS TO MATURITY	ANNUALIZED YIELD November 30, 2024	YIELD November 30, 2024
LOCAL AGENCY INVESTMENT FUNDS	\$276,908.82	\$276,908.82	1	4.477	4.477
MONEY MARKET FUNDS	\$65,428,323.04	\$38,609,989.71	1	4.563	4.570
FEDERAL AGENCY ISSUES - COUPON	\$818,362,945.00	\$800,632,055.24	422	4.889	4.783
FEDERAL AGENCY ISSUES - DISCOUNT	\$1,457,661,611.97	\$1,457,737,907.75	176	4.652	4.650
TREASURY SECURITIES - COUPON	\$9,740,625.00	\$9,748,463.26	515	4.235	4.177
TREASURY SECURITIES - DISCOUNT	\$9,554,051.95	\$9,554,051.95	221	4.716	4.726
MISC SECURITIES - COUPON					
AMORTIZED NOTE	\$62,609.39	\$62,609.39	451	6.175	6.175
<b>TOTALS &amp; AVERAGES</b>	<b>\$2,361,087,075.17</b>	<b>\$2,316,621,986.12</b>	<b>258</b>	<b>4.731%</b>	<b>4.692%</b>

The Local Agency Investment Funds is an open ended account and is not included in the total weighted days to maturity.

**Treasurer Division - Department of Finance  
Portfolio Yield Report - Operating Funds  
County of Marin, Schools & Special Districts  
November 30, 2024**

INVESTMENT HOLDINGS	BOOK VALUE	11/30/24
Local Agency Investment Funds	\$276,908.82	4.477%
Money Market Funds	\$65,428,323.04	4.570%
Federal Agency - Coupon	\$818,362,945.00	4.783%
Federal Agency - Discount	\$1,457,661,611.97	4.650%
Treasury Securities - Coupon	\$9,740,625.00	4.177%
Treasury Securities - Discount	\$9,554,051.95	4.726%
Amortized Note	\$62,609.39	6.175%
<b>TOTAL</b>	<b>\$2,361,087,075.17</b>	<b>4.692%</b>

PORTFOLIO ALLOCATION




TREASURER DIVISION - DEPARTMENT OF FINANCE

REPORT OF INVESTMENTS - NON-OPERATING FUNDS

CHILDREN & FAMILIES COMMISSION

NOVEMBER 30, 2024



Page 1


INVESTMENT #	TYPE	FACE VALUE	MATURITY DATE	PURCHASE DATE	BOOK VALUE	YTM 360 DAYS	YTM 365 DAYS	DESCRIPTION	MARKET VALUE
101	LA2	115,015.03	/ /	/ /	115,015.03	4.415	4.477	LOCAL AGENCY INVESTMENT FUND	115,015.03
		<b>115,015.03</b>			<b>115,015.03</b>				<b>115,015.03</b>

TREASURER DIVISION - DEPARTMENT OF FINANCE

REPORT OF INVESTMENTS - NON-OPERATING FUNDS

SAN RAFAEL SCHOOLS

NOVEMBER 30, 2024



Page 1

INVESTMENT #	TYPE	FACE VALUE	MATURITY DATE	PURCHASE DATE	BOOK VALUE	YTM 360 DAYS	YTM 365 DAYS	DESCRIPTION	MARKET VALUE
687	LA1	0.00	//	//	0.00	5.181	5.253	LOCAL AGENCY INVESTMENT FUND	0.00
746	LA1	498,207.35	//	//	498,207.35	4.415	4.477	LOCAL AGENCY INVESTMENT FUND	498,207.35
		<b>498,207.35</b>			<b>498,207.35</b>				<b>498,207.35</b>
AMORTIZATION & ACCRETION OF PREMIUMS & DISCOUNTS					-0-				
		<b>498,207.35</b>			<b>498,207.35</b>				<b>498,207.35</b>